



#### Features

- ◆ Small SMD package with standard footprint
- ◆ I/O- isolation 1500 VDC
- ◆ Single and dual output models
- ◆ Input voltage 5, 12 and 24 VDC
- ◆ High efficiency up to 80%
- ◆ Operating temperature range -40 to +85°C
- ◆ High accuracy of pin co-planarity
- ◆ Qualified for leadfree reflow solder process according IPC/JEDEC J-STD-020C
- ◆ Available in tape and reel package
- ◆ 3 year product warranty



With their small footprint these 1Watt DC/DC converters are an ideal and economical solution for many applications where an isolated voltage is required. Typical applications are ground loop elimination, noise reduction, voltage isolation in digital interfaces and voltage conversion in distributed power systems. With a new package design these converters are qualified for the higher temperatures requested by lead-free reflow solder processes. For automated SMD production lines the devices can be supplied in standard tape and reel package.

Models				
Order code	Input voltage	Output voltage	Output current max.	Efficiency typ.
TES 1-0511	5 VDC ±10%	5 VDC	200 mA	78 %
TES 1-0512		12 VDC	85 mA	78 %
TES 1-0513		15 VDC	65 mA	79 %
TES 1-0521		±5 VDC	±100 mA	74 %
TES 1-0522		±12 VDC	± 40 mA	78 %
TES 1-0523		±15 VDC	± 35 mA	78 %
TES 1-1211	12 VDC ±10%	5 VDC	200 mA	76 %
TES 1-1212		12 VDC	85 mA	79 %
TES 1-1213		15 VDC	65 mA	80 %
TES 1-1221		±5 VDC	±100 mA	74 %
TES 1-1222		±12 VDC	± 40 mA	78 %
TES 1-1223		±15 VDC	± 35 mA	79 %
TES 1-2411	24 VDC ±10%	5 VDC	200 mA	78 %
TES 1-2412		12 VDC	85 mA	77 %
TES 1-2413		15 VDC	65 mA	79 %
TES 1-2421		± 5 VDC	±100 mA	73 %
TES 1-2422		±12 VDC	± 40 mA	78 %
TES 1-2423		±15 VDC	± 35 mA	78 %

**Input Specifications**

Input current no load /full load	5 Vin models: 30 mA / 260 mA typ. 12 Vin models: 15 mA / 110 mA typ. 24 Vin models: 8 mA / 55 mA typ.
Surge voltage (1 sec. max.)	5 Vin models: 9 V max. 12 Vin models: 18 V max. 24 Vin models: 30 V max.
Reverse voltage protection	0.3 A max.
Input filter	internal capacitors

**Output Specifications**

Voltage set accuracy	±2 % (at 60% load)
Voltage balance (dual output models)	±1 % max.
Regulation - Input variation - Load variation	1.2 % / 1 % change Vin see graph below
Ripple and noise (20 MHz Bandwidth)	120 mVpk-pk max.
Temperature coefficient	± 0.02 % / °C
Short circuit protection	limited 0.5 sec. max.
Capacitive load	33 µF max.

**General Specifications**

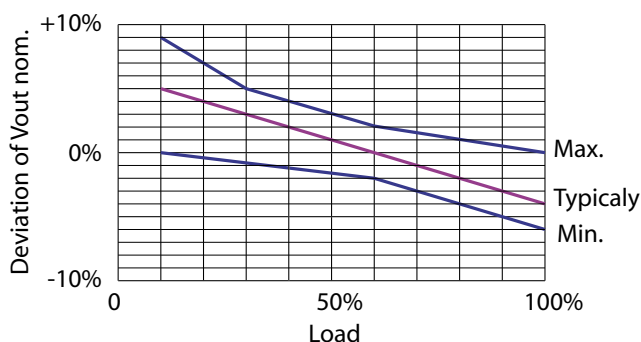
Temperature ranges - Operating (see also enclosed derating curve) - Storage	-40 °C ... +85 °C (no derating) -55 °C ... +125 °C
Humidity (non condensing)	95 % rel H max.
Reliability, calculated MTBF (MIL-HDBK-217E)	>2'000'000 h @ 25 °C
Isolation voltage (60sec) - Input/Output	1'500 VDC
Isolation capacity - Input/Output	40 pF typ.
Isolation resistance - Input/Output	>1'000 Mohm
Switching frequency	100 kHz typ. (frequency modulation)
Frequency change over line and load	± 30 %

**Physical Specifications**

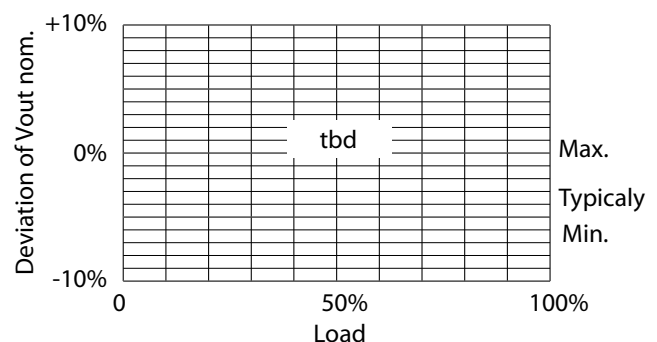
Case material	epoxy molding compound (flammability to UL 94V-0 rated)
Package weight	single output models: 1.7 g (0.04 oz) dual output models: 2.0 g (0.05 oz)
Reflow soldering profile	as per <a href="#">IPC/JEDEC J-STD-020C</a>

**Output voltage variation dependent on load (at nominal input voltage)**

5 VDC models:



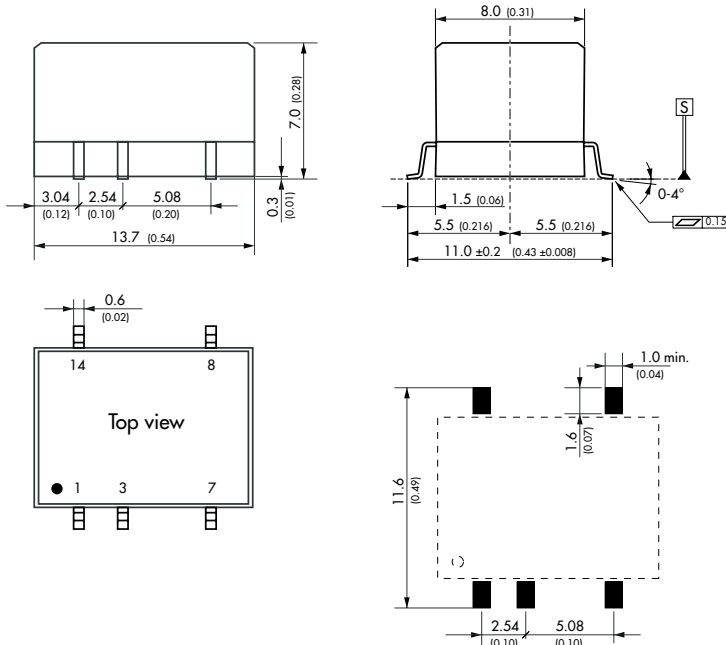
other models:



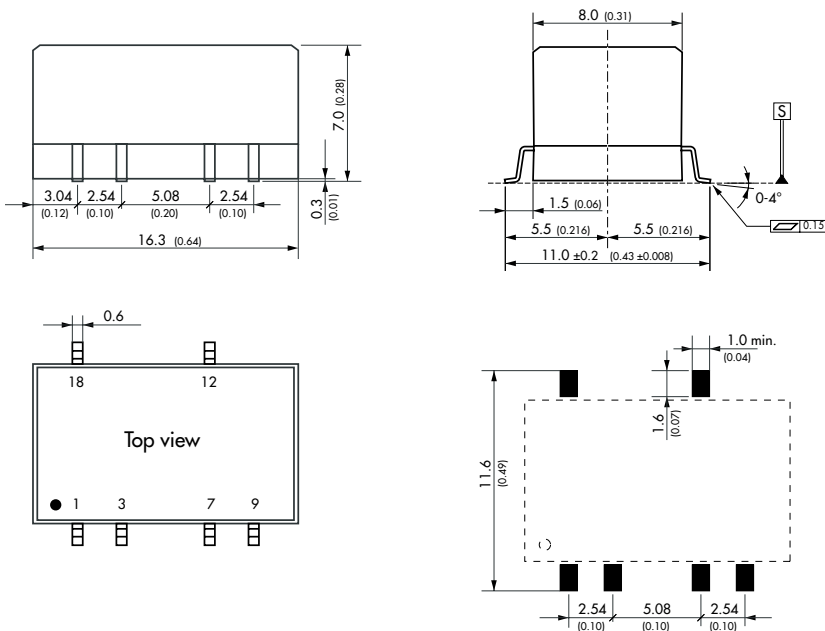
All specifications valid at nominal input voltage, full load and +25°C after warm-up time unless otherwise stated.

**Outline and Solder Pad Dimensions**

**TES 1 Single Output Models**



**TES 1 Dual Output Models**



Pin-Out	
Pin	Single
1	-Vin (GND)
3	+Vin (Vcc)
7	-Vout
8	+Vout
14	*NC

\* Pin to be isolated from circuitry

Pin-Out	
Pin	Dual
1	-Vin (GND)
3	+Vin (Vcc)
7	Common
9	-Vout
12	+Vout
18	*NC

\* Pin to be isolated from circuitry

Dimensions in [mm], ( ) = Inch  
Pin pitch tolerances: ±0.10 (±0.004)  
Other tolerances: ±0.25 (±0.01)

Specifications can be changed any time without notice