

Dimensions shown are IEC/ANSI standards

Key Features

- Industry Highest Cell Capacity & High Energy
- High voltage response, stable during most of the lifetime of the application
- Reliable Performance
- Wide operating temperature range (- 20°C / + 75°C)
- Low self-discharge with long operating life (<1% after 1 year of storage at + 20 °C)
- Excellent resistance to corrosion
- Designed to meet all major quality, safety and environment standards:
 - Safety: IEC 60086-4
 - Transport: UN 38.3
 - RoHS and REACH compliance
 - Quality: ISO 9001, Duracell World Class Continuous Program

Electrical characteristics

- | | |
|--|-----------|
| ▪ Nominal capacity (100 Ohm Cont., 2V cut-off) | 1550 mAh |
| ▪ Typical Voltage (at + 20 °C) | 3.2-3.3 V |
| ▪ Standard Continuous Discharge Current | 20 mA |
| ▪ Maximum Continuous Discharge Current | 60 mA |
| ▪ Maximum Abnormal Charge Current | 25 mA |
| ▪ Nominal Energy | 4.35 Wh |
| ▪ AC Impedance @ 1kHz | 350 mOhm |

Physical characteristics

- | | |
|--------------------|-------------------|
| ▪ Typical weight | 17.0 g (0.60 oz.) |
| ▪ Li metal content | approx. 0.53g |

Operating & Storage conditions

- | | |
|--|----------------------------------|
| ▪ Operating temperature range | -20°C to 75°C
(-4°F to 167°F) |
| ▪ Recommended Storage (storage area should be clean, cool, dry and ventilated) | 5°C to 30°C
(41°F to 86° F) |

Delivered capacity is dependent on the applied load, operating temperature and cut-off voltage. Please refer to the charts and discharge data shown for examples of the energy/service life that the battery will provide for various load conditions.

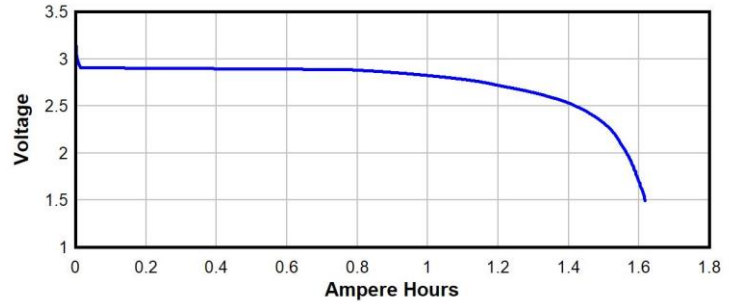
DURACELL®
BATTERIES

Berkshire Corporate Park
Bethel, CT. 06801 U.S.A.
Telephone: Toll-free 1-800-544-5454
www.duracell.com

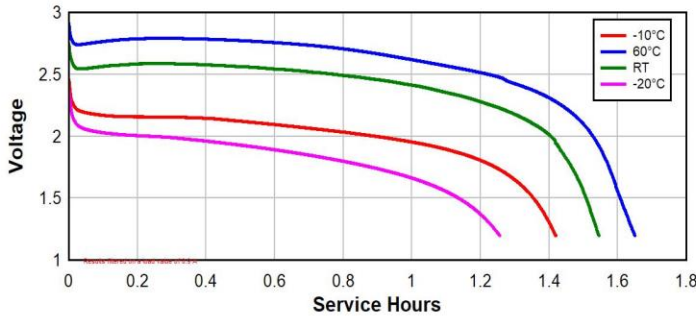
Typical applications

- Cameras
- Security devices (sensors, monitoring cameras)
- Smoke Detectors
- Wireless Sensors
- Door locks
- Pet Training Collars
- High Intensity Flashlights
- Laser Sights

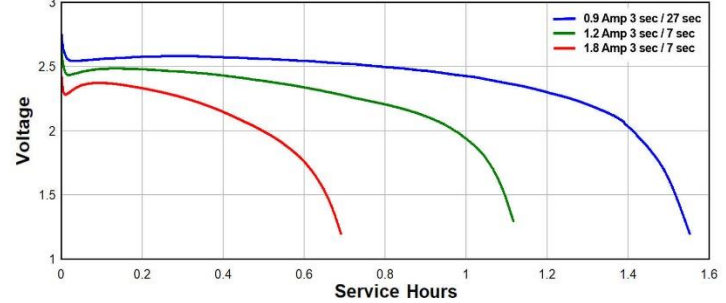
Rated Capacity
100 Ohm Continuous



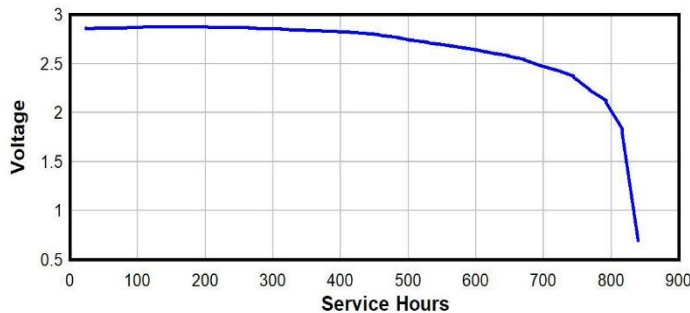
Pulse Discharge
0.9 Amp 3 sec / 27 sec to 1.2V



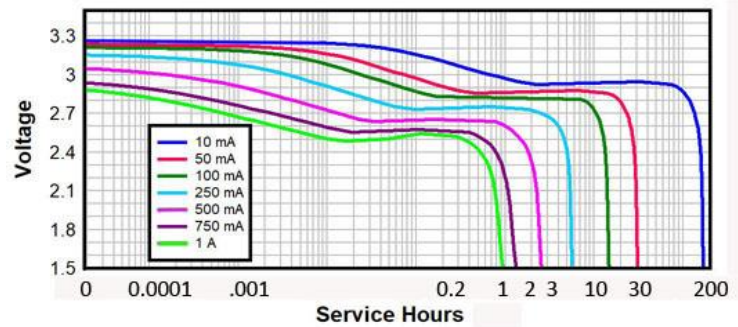
Pulse Discharge
Multiple Loads to 1.2V Cut-off



Low Load Pulse Testing
300mA Pulse with 2mA Background to 1.8V



Continuous Discharge
Various Loads



DURACELL®
BATTERIES

Berkshire Corporate Park
Bethel, CT. 06801 U.S.A.
Telephone: Toll-free 1-800-544-5454
www.duracell.com

Delivered capacity is dependent on the applied load, operating temperature and cut-off voltage. Please refer to the charts and discharge data shown for examples of the energy/service life that the battery will provide for various load conditions.

60086-4 © IEC:2007 Edition 3.0

Test	Test designation	Observation
A	Altitude	Pass
B	Thermal cycling	Pass
C	Vibration	Pass
D	Shock	Pass
E	External short circuit	Pass
F	Impact	Pass
G	Crush	Pass
H	Forced discharge	Pass
I	Abnormal charging	Pass
J	Free fall	Pass
K	Thermal Abuse	Pass

**Internet Camera Testing
560mW Pulse Testing to 1.8 Cut-Off**



Warning

Fire, explosion and burn hazard
Do not recharge, short circuit, crush, disassemble, heat above 100 °C (212 °F), incinerate, or expose contents to water