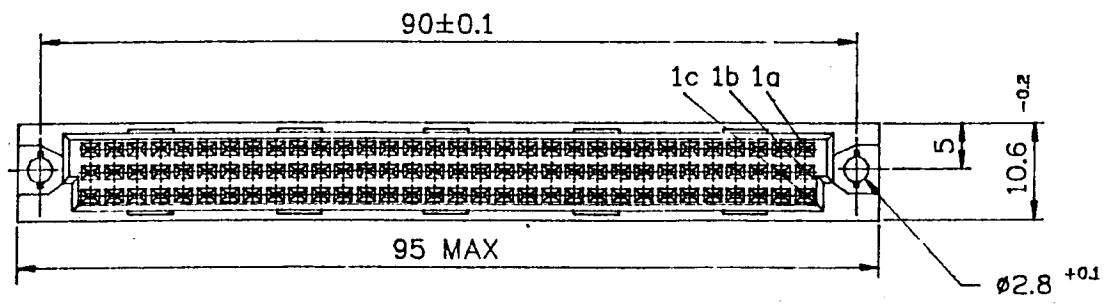
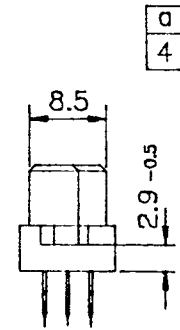
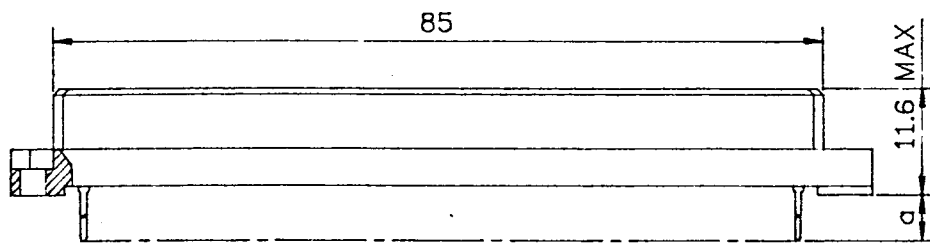


## DIN41612 connectors

Order code	Manufacturer code	Description
19-0142	9001-12961C	96 WAY A+B+C LOADED C 4MM SKT (LEADFREE)

DIN41612 connectors	Page 1 of 3
The enclosed information is believed to be correct, Information may change 'without notice' due to product improvement. Users should ensure that the product is suitable for their use. E. & O. E.	Revision A 04/07/2003



## General Specifications:

Number of contacts: 16, 24, 32, 48, 64, 96

Contact Spacing: 2.54mm (0.1"), 5.08mm (0.2" HALF-LOADED)

## Material

Insulator: Glass filled polyester (PBT, UL flammability 94V-0)

**Contacts:** Female copper alloy, male brass

**Contact finish:** Contact area: gold over Nickel (per requirements of performance class 3, class 2)  
Termination area: TIN-plated

## Mechanical

**Insertion force:** 96 contacts max 90N

64 contacts max 60N

48 contacts max 45N

32 contacts max 30N

16 contacts max 15N

Withdrawl force per contact: min 0.15N

Temperature range: -55°C to +125°C

Air and creepage distance 1.2mm min

## Electrical

**Current rating:** 20°C 2A

70°C 1A

100°C 0.5A

Contact resistance:  $\leq 15\text{m}\Omega$

$\leq 20\text{m}\Omega$  after 400 mating cycles

Capacitance between adjacent contacts: Appr. 2PF

Insulation resistance:  $\geq 10^{12}\Omega$  (between adjacent contacts at 100 VDC)

Test voltage: 1,000Vrms between contacts (2.54mm spacing)

1,550Vrms between contacts (5.08mm spacing)

1,550Vrms between contacts and body

Operating voltage: 250VAC

★ Specifications are subject to change without prior notice.

★ All dimensions are in mm (milli meter).

## Agency Approval

 U/L File Number E149341, For all solder connectors Electric Rating: 250V, 2A

