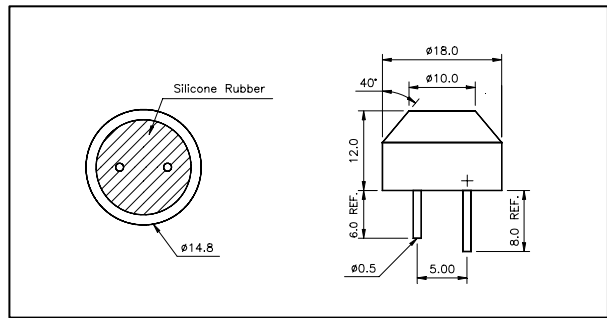




Dimensions: dimensions are in mm



Specification

400EP18A	Transceiver
Center Frequency	40.0±1.0Khz
Bandwidth (-6dB) 400EP18A	2.0Khz
Transmitting Sound Pressure Level	108dB min.
at resonant frequency; 0dB re 0.0002μbar per 10Vrms at 30cm	
Receiving Sensitivity	-75dB min.
at resonant frequency 0dB = 1 volt/μbar	
Nominal Impedance (Ohm)	750
Ringing (ms)	1.2 max.
Capacitance at 1Khz ±20%	2000 pF
Temperature Compensated Type	4000 pF
Max. Driving Voltage (Cont.)	20Vrms
20 bursts, 25ms repetition rate	100Vpp
Total Beam Angle -6dB	85°
Operation Temperature	-30 to 80°C
Storage Temperature	-40 to 85°C

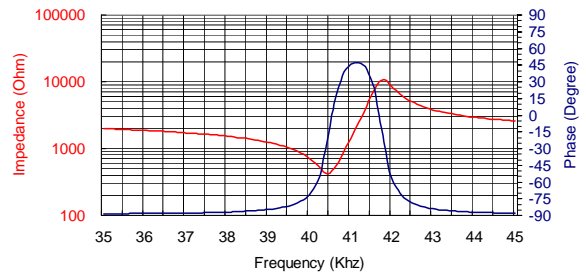
All specification taken typical at 25°C
 Both lead pins and lead wires output are available. Temperature compensated type is available upon request.

Models available:

1	400EP18A	Black Al. Housing
2	400EP18A0	Natural Al. Housing
3	400EP18AC	Temp. Compensated

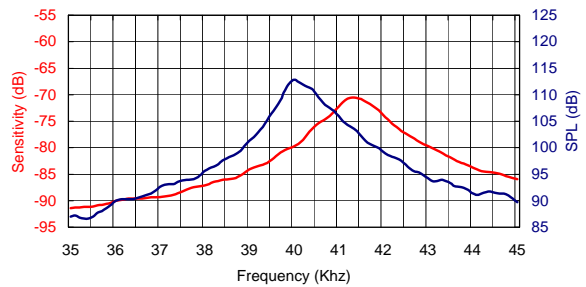
Impedance/Phase Angle vs. Frequency

Tested under 1Vrms Oscillation Level



Sensitivity/Sound Pressure Level

Tested under 10Vrms @30cm



Beam Angle: Tested at 40.0Khz frequency

