




4-conductor through terminal block; suitable for Ex e II applications; suitable for Ex i applications

Item No.: 2000-1404



Marking

RoHS ✓
Compliant

Business data

<i>Supplier</i>	WAGO
<i>Item no.</i>	2000-1404
<i>GTIN / EAN</i>	4045454966959
<i>Content</i>	1

Notes

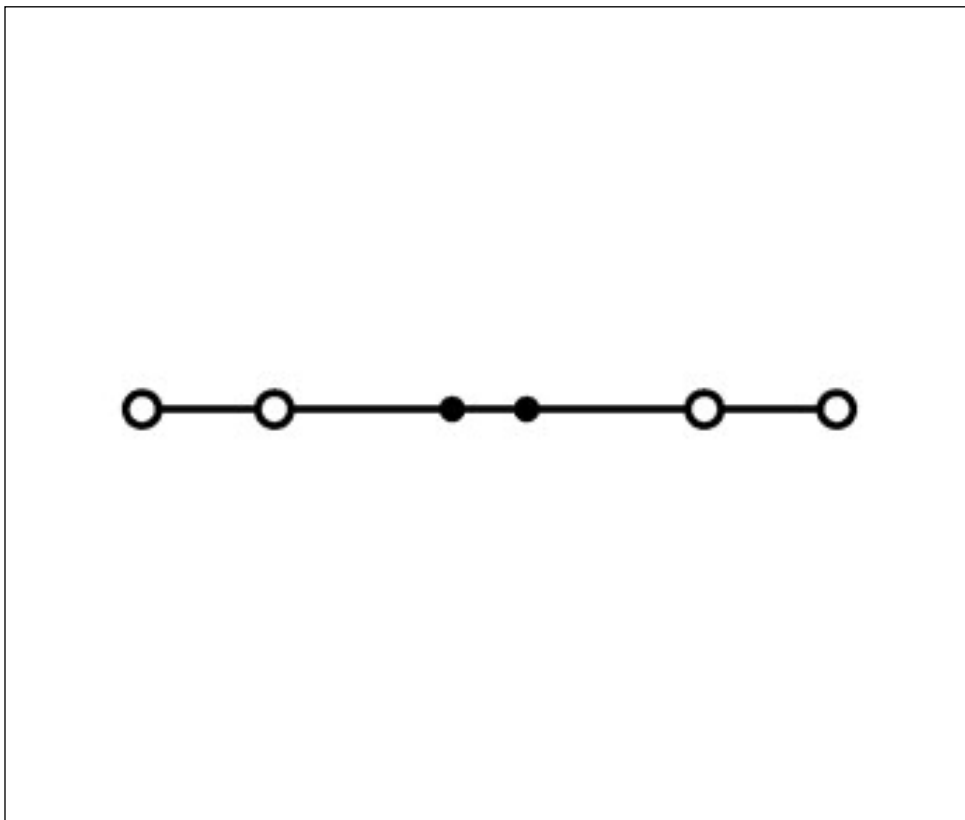

Technical data

Miscellaneous

<i>Ratings per</i>	IEC/EN 60947-7-1
<i>Rated voltage (III / 3) [V]</i>	800 [V]
<i>Rated impulse voltage (III / 3) [kV]</i>	8 [kV]
<i>Rated current [A]</i>	13.5 [A]
<i>Rated current (2) [A]</i>	18 [A]

Technical data	
Rated voltage EN (Ex e II) [V]	550 [V]
Rated current (Ex e II) [A]	13 [A]
Rated current (Ex e II) with jumper [A]	12 [A]
Legend (ratings)	(III / 3) Overvoltage category III / Pollution degree 3
Type of wiring	Front-entry wiring
Total number of connection points	4
Total number of potentials	1
Number of levels	1
Connection technology	Push-in CAGE CLAMP®
Actuation type	Push-in
Connectable conductor materials	Copper
Nominal cross section	1 mm ²
Solid conductor	0.14 ... 1.5 mm ² / 24 ... 16 AWG
Solid conductor, push-in termination	0.5 ... 1.5 mm ² / 20 ... 16 AWG
Fine-stranded conductor	0.14 ... 1.5 mm ² / 24 ... 16 AWG
Fine-stranded conductor with ferrule, push-in termination, f	0.5 mm ² / 20 AWG
Strip length	9 ... 11 mm / 0.35 ... 0.43 Inch
Width	3.5 mm / 0.138 Inch
Height from upper-edge of DIN-35 rail	32.9 mm / 1.295 Inch
Depth	67.9 mm / 2.673 Inch
Design	horizontal
Type of mounting	Carrier rail 35 x 15
Marking level	Center/side marking
Color	blue
Insulating material	Polyamide 66 (PA 66)
Fire load [MJ]	0.107 [MJ]
Weight [g]	5.14 [g]
Product Family	TOPJOB® S
Main product function	Through term. block
Product type	Through rail-mount term. blocks

Images & drawings



Address

WAGO Kontakttechnik GmbH & Co. KG

Hansastr. 27

32423 Minden

Telefon: 0571/887-0

Fax: 0571/887-169

<http://www.wago.com>

© WAGO Kontakttechnik GmbH & Co. KG

Technische Änderungen und Irrtümer vorbehalten.