



- Low Profile for Building Automation
- 5V to 24V Outputs
- Wide Range AC Input
- -25 to +71°C Operation
- Convection Cooled
- UL1310 Class 2
- Class II Double Insulation

DSP Series

7.5W to 100W Low Profile
Din Rail Mount Power Supplies

Key Market Segments & Applications

Building Services Automation: Alarms and Security, Access and Fire Safety Systems, Lighting and Environment Control Systems.

DSP Features and Benefits

Features

- Low 56mm Profile
- Wide Range AC
- Convection cooled

Benefits

- Fits into wall mounted cabinets
- Global use with no input selector switches
- No system fan required

Specifications

ITEMS	MODEL	DSP10				DSP30				DSP60				DSP100			
		DSP10		DSP30		DSP60		DSP100		DSP10		DSP30		DSP60		DSP100	
AC Input Voltage range	VAC	90 - 264VAC, Class II double insulated (No ground connection required)															
Input Frequency	Hz	47 - 63Hz															
DC Input Voltage range	VDC	120 - 370VDC															
Inrush Current (115 / 230VAC)	A	15 / 30A				25 / 50A				30 / 60A				30 / 60A			
Power Factor		Meets EN61000-3-2, EN61000-3-3															
Output Voltage Accuracy	%	±1% of Nominal															
Line Regulation	%	1%															
Load Regulation	%	1%															
Ripple and Noise (20MHz BW)	mV	50mV ⁽¹⁾															
Overcurrent Protection (Typ)	-	110 - 160%, fold forward under short circuit (DSP100-24/C2 102-108%)															
Overvoltage Protection	V	120 - 145%															
Hold Up Time (115VAC input)	ms	See Model Selector															
LED Indicators	-	Green LED = On, Red LED = DC Output Low															
Operating Temperature	-	-25 to +71°C (Derate linearly 2.5%/°C from 55 to 71°C)															
Temperature Coefficient	%/°C	±0.02%/°C															
Storage Temperature	-	-25 to +85°C															
Operating Humidity	-	20 - 95% RH (non condensing)															
Cooling	-	Convection															
Withstand Voltage	-	Input to Output 3kVAC for 1 min.															
Isolation Resistance	-	>100M at 25C & 70%RH, Input to Ground 500VDC															
Vibration (Operating)		IEC60068-2-6 (Mounting by rail: Random wave, 100-500Hz, 2G, ea. along X, Y, Z axes 10min/cycle, 60 min)															
Shock (Operating)		IEC60068-2-27 (Half sine wave, 4G, 22ms, 3 axes, 6 faces, 3 times for each face)															
Safety Agency Approvals	-	UL1310 Class 2 ⁽²⁾ , UL508 Listed, UL60950-1, EN60950-1, CE															
Immunity	-	EN61000-4-2, -3, -4, -5, -6, -8 & -11															
Conducted & Radiated EMI	-	EN55022 class B				EN55022 class A											
Weight (Typ)	g	60				200				250				320			
Size (WxHxD)	mm	18 x 91 x 55.6				53 x 91 x 55.6				71 x 91 x 55.6				90 x 91 x 56.8			
Case material	-	Plastic															
Warranty	yrs	2 years															

Note 1: For DSP100-24/C2 Ripple & Noise measured with Vin 115- 230 Vac

Note 2: Excludes Models: DSP60-5, DSP60-12, DSP100-12, DSP100-15, DSP100-24

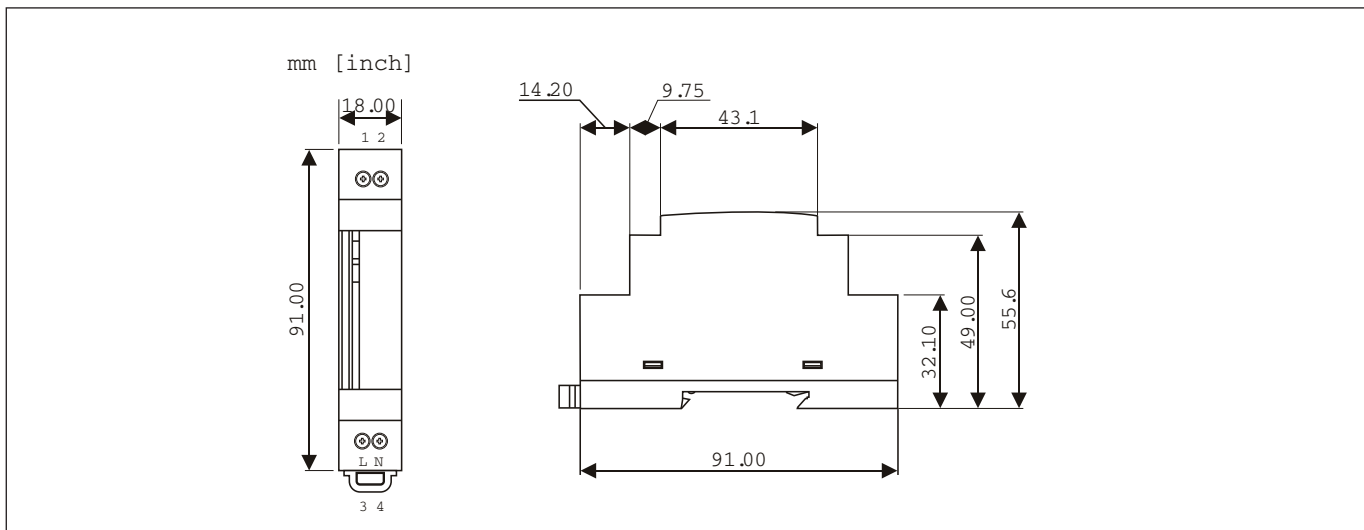


Model Selector

Model	Voltage (V)	Voltage Adjust (V)	Current (A)	Power (W)	Efficiency (Typ %)	HoldUp Time 115VAC in (ms)
DSP10-5	5	None	1.5	7.5	74	10
DSP30-5	5	5 - 5.5	3.0	15.0	74	25
DSP60-5	5	5 - 5.5	7.0	35.0	80	16
DSP10-12	12	None	0.83	10.0	78	10
DSP30-12	12	12 - 14	2.1	25.2	82	25
DSP60-12	12	12 - 14	4.5	54.0	84	16
DSP100-12	12	12 - 14	6.0	72.0	82	16
DSP10-15	15	None	0.67	10.1	78	60
DSP30-15	15	13.5 - 16.5	2.0	30.0	83	25
DSP60-15	15	13.5 - 16.5	4.0	60.0	85	12
DSP100-15	15	13.5 - 16.5	5.0	75.0	85	16
DSP10-24	24	None	0.42	10.1	80	60
DSP30-24	24	24 - 28	1.3	31.2	83	25
DSP60-24	24	24 - 28	2.5	60.0	86	12
DSP100-24/C2	24	20 -24.2	3.8	91.2	89	10
DSP100-24	24	24 - 28	4.2	100.8	85	10

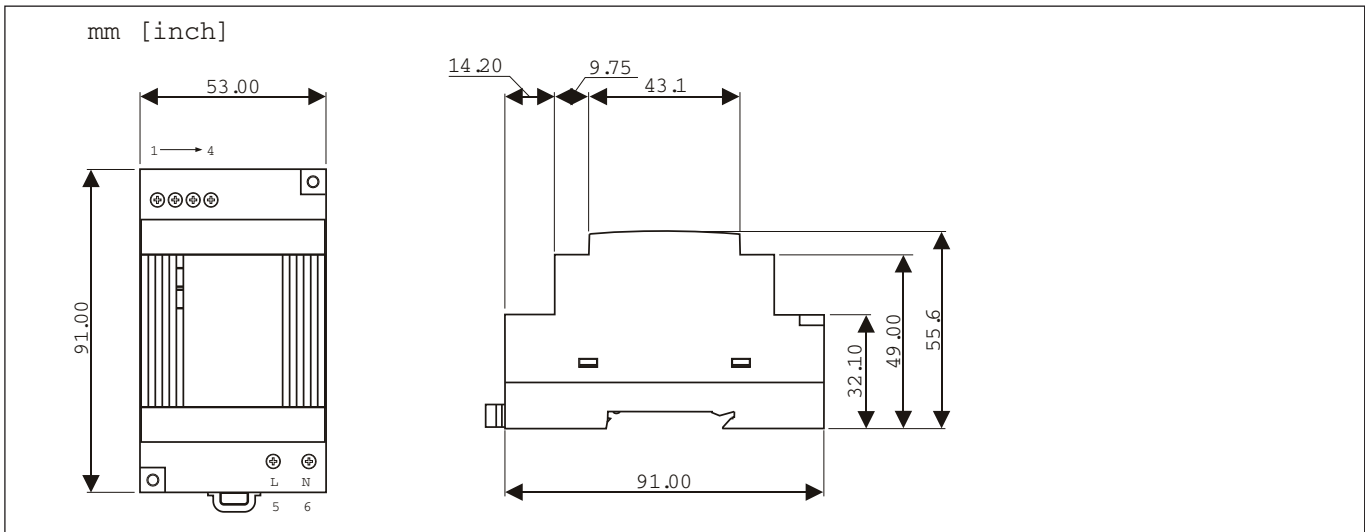
For full data and drawings please visit www.emea.tdk-lambda.com/www/dsp

Outline Drawing DSP10 Series

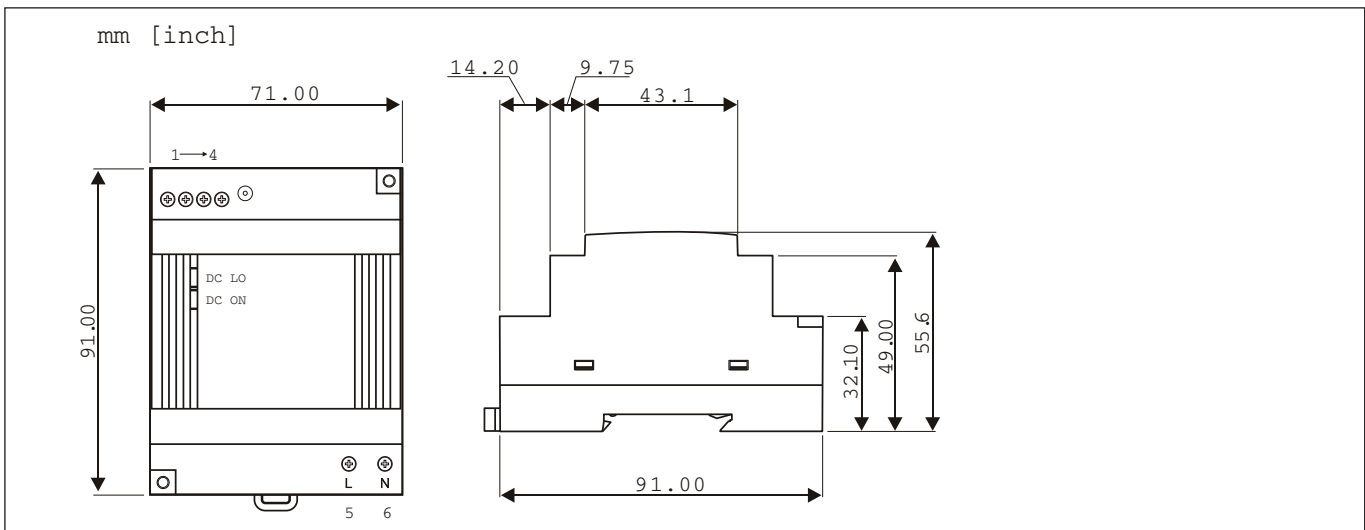




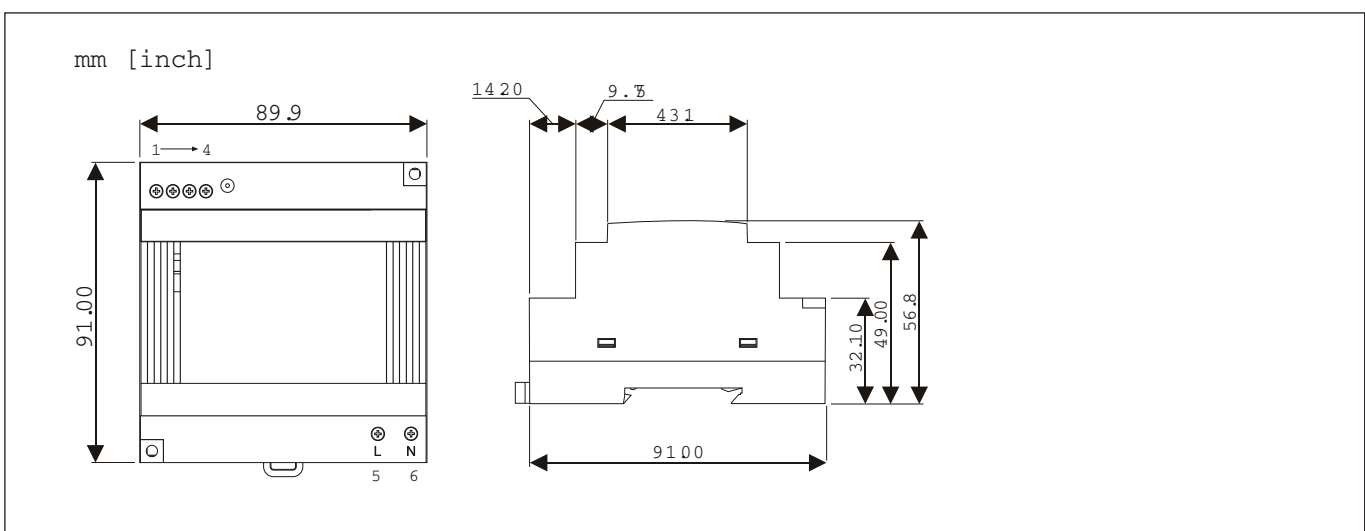
Outline Drawing DSP30 Series



Outline Drawing DSP60 Series



Outline Drawing DSP100 Series





TDK-LAMBDA EMEA

www.emea-tdk-lambda.com



TDK-Lambda France SAS

ZAC des Delaches
BP 1077-Gometz-le-Chatel
91940 Les Ulis
France
Tel: +33 1 60 12 71 65
Fax: +33 1 60 12 71 66
france@fr.tdk-lambda.com
www.fr.tdk-lambda.com



TDK-Lambda Italy

Via dei Lavoratori 128/130
20092 Cinisello Balsamo (MI)
Italy
Tel: +39 02 61 29 38 63
Fax: +39 02 61 29 09 00
info.italia@it.tdk-lambda.com
www.it.tdk-lambda.com



TDK-Lambda Germany GmbH

Karl-Bold-Strasse 40
77855 Achern
Germany
Tel: +49 7841 666 0
Fax: +49 7841 5000
info.germany@de.tdk-lambda.com
www.de.tdk-lambda.com



TDK-Lambda UK Ltd.

Kingsley Avenue
Ilfracombe
Devon EX34 8ES
United Kingdom
Tel: +44 (0) 12 71 85 66 66
Fax: +44 (0) 12 71 86 48 94
powersolutions@uk.tdk-lambda.com
www.uk.tdk-lambda.com



Austria Sales Office

Aredstrasse 22
2544 Leobersdorf
Austria
Tel: +43 2256 655 84
Fax: +43 2256 645 12
info.germany@de.tdk-lambda.com
www.de.tdk-lambda.com



Nemic Lambda Ltd.

Kibbutz Givat
Hashlosa 48800
Israel
Tel: +9 723 902 4333
Fax: +9 723 902 4777
info@nemic.co.il
www.nemic.co.il

LOCAL DISTRIBUTION

