


Model PSxx
Slide Potentiometer
100,000 Cycle Life
Metal/Plastic Lever
RoHS Compliant



MODEL STYLE

Single Gang	PSxx-1
Dual Gang	PSxx-2

ELECTRICAL¹

Resistance Range, Ohms	500 -1M
Standard Resistance Tolerance	± 20%
Resistance Tapers	A,B,C
Residual Resistance	Terminals 1 to 2:Less than 10 ohms Terminals 2 to 3:Less than 30 ohms
Input Voltage, Maximum	Linear B taper: 200 Vac Other tapers: 150 Vac
Power rating, Watts (Single Unit / Dual Unit)	Linear B taper: 20mm: 0.1W / 0.05W, 30mm: 0.2W / 0.1W 45mm: 0.25W / 0.125W, 60mm:0.2W / 0.2W Other tapers: 20mm: 0.05W / 0.025W, 30mm: 0.1W / 0.05W 45mm: 0.125W / 0.06W, 60mm:0.1W / 0.1W
Dielectric Strength	300Vac, 1 minute
Insulation Resistance, Minimum	100M ohms at 250Vdc/ 1 minute
Sliding Noise	Less than 100mV
Gang Error	±3dB (-40dB to 0dB)

MECHANICAL

Static Stop Strength, Minimum	5.0 Kgf/cm
Operating Force	10gf to 100gf
Detent Slip-out force	30gf to 200gf

DURABILITY

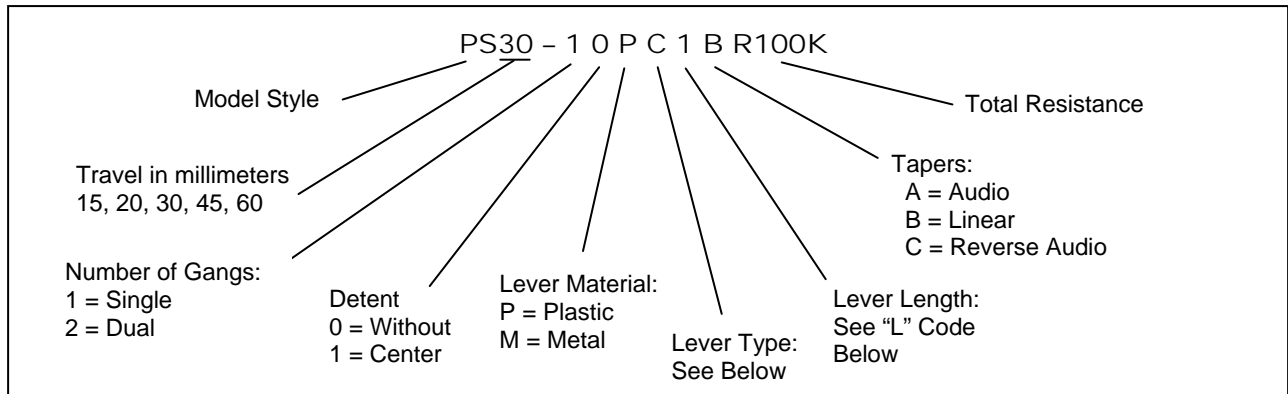
Sliding Life	100,000 cycles
--------------	----------------

¹ Specifications subject to change without notice.

Model PSxx

ORDERING INFORMATION²

Model PSxx



STANDARD RESISTANCE VALUES, OHMS

500	1K	2K	5K	10K	20K	50K	100K	200K	500K	1 MEG
-----	----	----	----	-----	-----	-----	------	------	------	-------

Plastic Lever Types

D-Type		B-Type		C-Type					A-Type				
L	5	L	10	L	10	12.5	15	18	20	L	5	8	10
CODE	1	CODE	1	CODE	1	2	3	4	5	CODE	1	2	3

Metal Lever Types

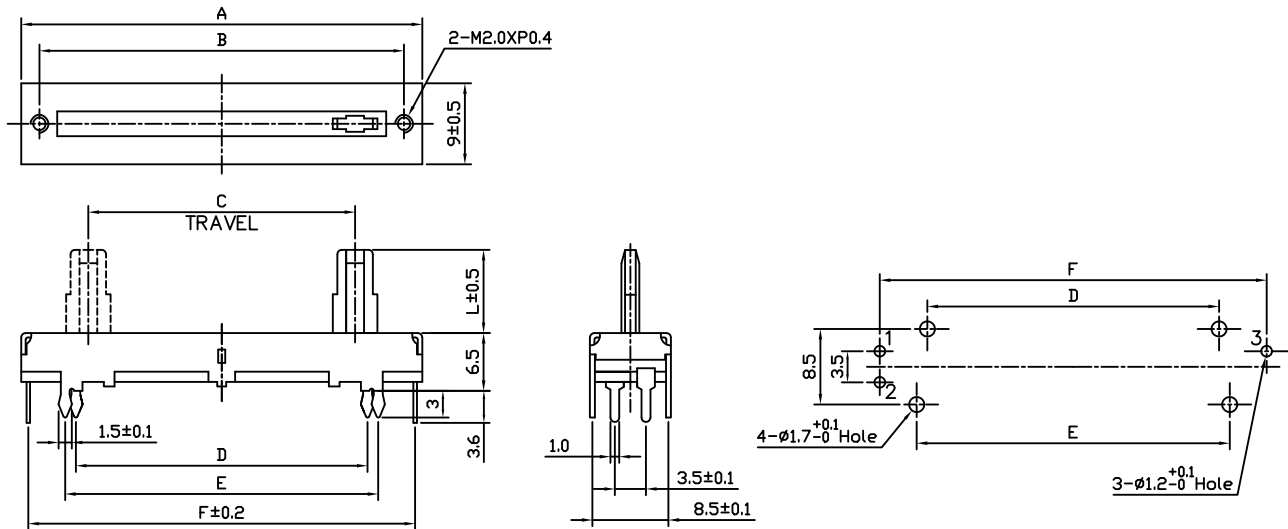
D-Type			B-Type			C-Type					A-Type				
L	15	20	25	L	6	7	10	L	10	15	17.3	20	25	L	10.4
F	10	10	10	CODE	1	2	3	F	7	10	10	10	10	CODE	1
CODE	1	2	3	CODE	1	2	3	CODE	1	2	3	4	5	CODE	1

² Contact our customer service for custom designs and features.

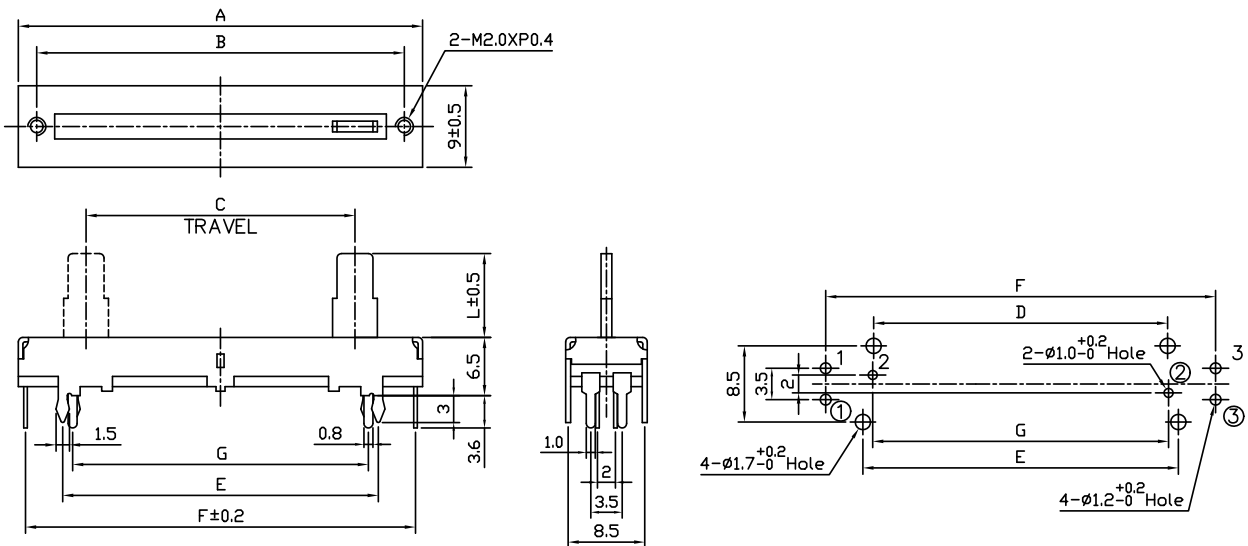
Model PSxx

OUTLINE DRAWING

PSxx-1 Single Gang



PSxx-2 Dual Gang

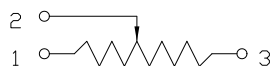


Model PSxx

MODEL	A	B	C	D	E	F	G
PS15-1	30	26	15	17.8	20.2	28.8	---
PS15-2	30	26	15	17.8	20.2	28.8	18
PS20-1	35	31	20	22.8	25.2	33.8	---
PS20-2	35	31	20	22.8	25.2	33.8	23
PS30-1	45	41	30	32.8	35.2	43.8	---
PS30-2	45	41	30	32.8	35.2	43.8	33
PS45-1	60	56	45	47.8	50.2	58.8	---
PS45-2	60	56	45	47.8	50.2	58.8	48
PS60-1	75	71	60	62.8	65.2	73.8	---
PS60-2	75	71	60	62.8	65.2	73.8	63

CIRCUIT DIAGRAM

PSxx-1 Single Gang



PSxx-2 Dual Gang

