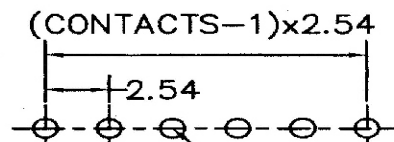
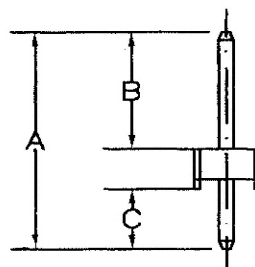
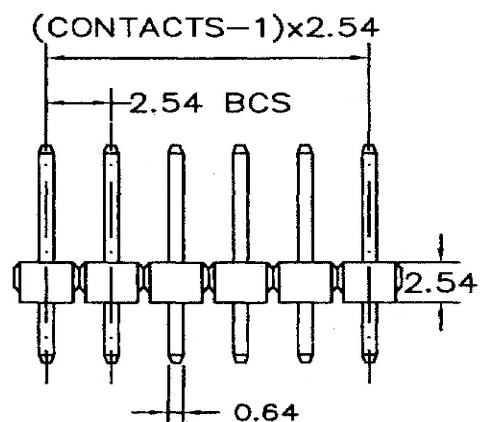


(CONTACTS-1)x2.54



Recommended P.C.Board Layout  
 $\phi$  1.02



## SPECIFICATIONS

**Current Rating:** 3 Amperes

**Insulation Resistance:** 1000M $\Omega$  Min

**Dielectric Withstanding:** 600V AC/DC

**Contact Resistance:** 20m $\Omega$  Max.

**Operating Temperature:** -40 $^{\circ}$ c to +105 $^{\circ}$ c

## MATERIALS

**Contact Material:** Copper Alloy

**Contact Plating:** Gold / Tin over Nickel

**Insulator:** Glass Filled Polyester (UL 94V-0)

P.B.T or Nylon-6T

**All materials must be RoHS compliant.**

Terminal Code	Dimensions(mm)		
	A	B	C
PA	10.20	5.20	2.50
<del>XPB</del>	10.80	5.80	2.50
PC	11.60	5.80	3.30
PD	12.60	6.80	3.30
PE	14.00	8.20	3.30
PF	14.80	9.00	3.30
PG	17.90	12.10	3.30
<del>PH</del>	19.80	14.00	3.30
PJ	21.60	15.80	3.30
PK	22.80	17.00	3.30
PL	24.90	19.10	3.30
NF	11.60	6.00	3.10
NG	11.80	6.00	3.30
NH	12.60	7.00	3.10
NJ	13.50	8.00	3.00
NK	14.20	8.70	3.00
NL	16.00	10.50	3.00
NM	18.00	12.50	3.00
NN	20.00	14.50	3.00
TK	14.50	8.90	3.10
TL	11.30	5.50	3.30
TF	11.80	5.70	3.60

Datenblatt passend zu folgenden Artikelnummern

10120500 / 10120502 / 10120504 / 10120506 / 10120508 / 10120510

10120182 / 10120183 / 10120184