

1087

Designation : Do-it-Yourself (DIY). Stacking 4 mm Banana (male) Plug. Quick Wire Attachment.

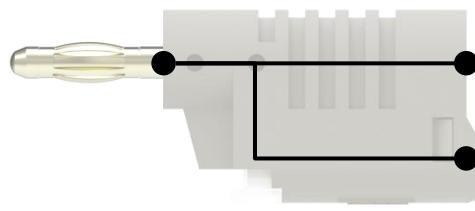
Applications : to split 4 mm banana sockets or make 4 mm banana leads in-the-field.

How to use : to split the 4 mm banana socket of a device.

I want to connect two non-shrouded 4 mm banana plug leads to the 4 mm banana (female) socket of a device.

I connect the stacking plug to the 4 mm banana (female) socket I want to split as shown below. I connect the two leads to the two 4 mm banana jacks of the stacking plug. As shown below.

DC power supply as example. Its outputs are 4 mm banana (female) sockets. A blue lead and a yellow lead will be both connected to the left socket of the DC power supply.



Electrical connections.

This terminal is an IP2X touchproof stackable 4 mm banana jack only.

This terminal is either the second IP2X touchproof stackable 4 mm banana jack or the strain relief of the wire attached with the white push-button.

The push-button wire attachment makes this plug able to repair leads quickly on the field without any tool.

How to use : to attach a wire.

Step 1 of 2. I gather a stranded wire with the specifications below and a tool to strip the wire. I strip the end of the wire on 6 mm typically (4 mm at least).

Specifications of the wire.  
(Electro-PJP part numbers 9002, 9007, 9010, 9012, 9015, 9025, 9026, 9027, 9028, 9029, and 9040 comply.)

Ø2.6 mm maxi..  
5 mm² maxi..  
(approximately AWG10).

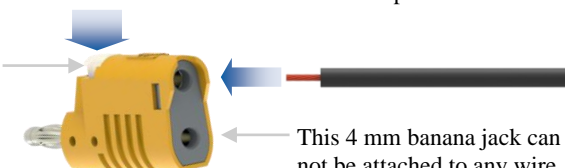
Strands. →

6 mm typically (4 mm mini.).

Ø4 mm maxi..  
Jacket(s).

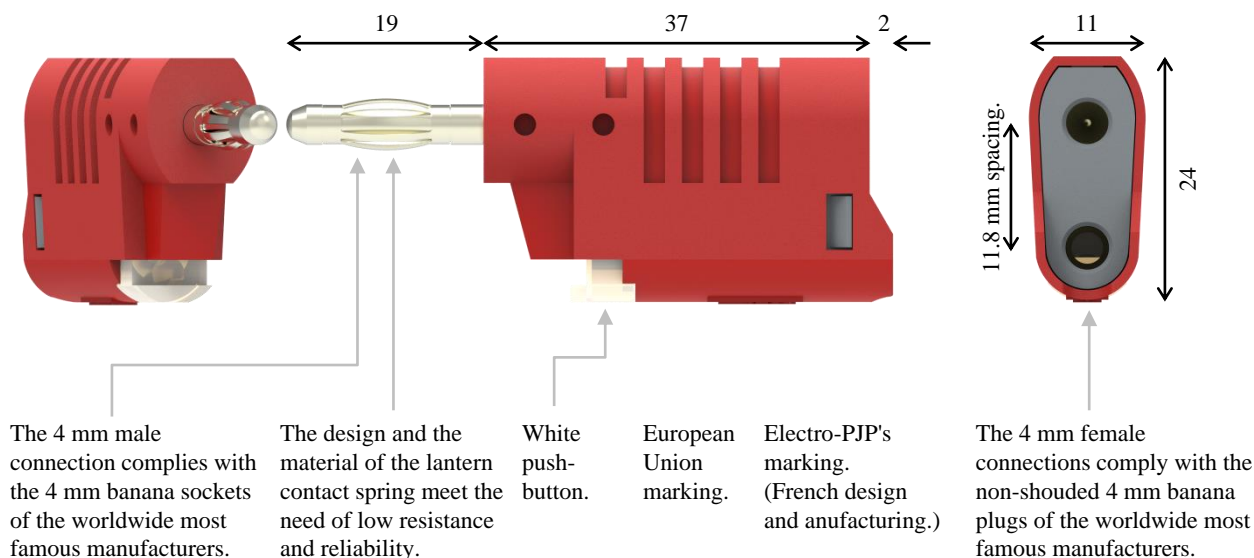
Step 2 of 2. I push the white push-button. I slip the stripped end of the wire into the terminal which is behind the white push-button, until it abuts as shown below. I release the white push-button.

White push-button.



This 4 mm banana jack can not be attached to any wire.

The plug is ready to use.



# 1087



## DATA SHEET (page 2 of 2).

Designation : Do-it-Yourself (DIY). Stacking 4 mm Banana (male) Plug. Quick Wire Attachment.



Electrical safety	Very low voltages only : 30 V AC / 60 V DC, 36 A (at +40 °C).
Operating temperature range	-20 °C mini., +80 °C maxi. (please see above too).
Conformity	<ul style="list-style-type: none"> <li>European Directive "RoHS" 2011/65/EU.</li> <li>European REACH regulation n°1907 / 2006.</li> </ul>
Environment	<ul style="list-style-type: none"> <li>"RoHS" compliant, <math>Pb \leq 4 \%</math> in conductor, <math>Pb \leq 0.1 \%</math> in insulator, <math>Hg \leq 0.1 \%</math>, <math>Cr VI \leq 0.1 \%</math>, <math>Cd \leq 0.01 \%</math>, <math>PBB \leq 0.1 \%</math>, and <math>PBDE \leq 0.1 \%</math>.</li> <li>REACH compliant, no substances from the candidate list of SVHC for authorisation at mass concentrations greater than 0.1 %.</li> </ul>
Materials	Conductor : nickel-coated brass and steel. Insulators and lantern contact spring, please contact us.
Colors	<div> <div>Black</div> <div>Red</div> <div>Yellow</div> <div>Green</div> <div>Blue</div> <div>White</div> </div>
Weight	0.014 kg.
Origin	<div> <div></div> <div></div> </div> Designed and manufactured in France.
Reliability benchmark	Year of 1st placing on the market 1993.

Contact us at :

sales@electro-pjp.com

+33(0) 384 821 330

www.electro-pjp.com

ELECTRO-PJP  
ZI «Charmes d'Amont»  
13 rue de Madrid  
39500 TAVAUX  
FRANCE

## GLOSSARY :

ACCESSIBLE. Able to be touched with a standard test finger or test pin.

BASIC INSULATION. Insulation of HAZARDOUS LIVE parts which provides basic protection.

CAT II. Measurement or overvoltage category II. For measurement performed on / equipment connected to the building wiring.

CAT III. Measurement or overvoltage category III. For measurement performed on / equipment connected to part of a building wiring installation.

CAT IV. Measurement or overvoltage category IV. For measurement performed on / equipment connected to the origin of the electrical supply to a building.

CLEARANCE. Shortest distance in air between two conductive parts.

CREEPAGE DISTANCE. Shortest distance along the surface of a solid insulating material between two conductive parts.

CTI. Comparative Tracking Index of the insulating material in accordance with IEC 60112.

DOUBLE INSULATION. Insulation comprising both BASIC INSULATION and SUPPLEMENTARY INSULATION.

EN / IEC 60529. European / international standard regarding the degrees of protection provided by enclosures.

EN / IEC 61010-1. European / international standard regarding the safety requirements for electrical equipment for measurement, control, and laboratory use – Part 1: General requirements.

EN / IEC 61010-031:2008. European / international standard regarding the safety requirements for electrical equipment for measurement, control and laboratory use – Part 031: Safety requirements for hand-held probe assemblies for electrical measurement and test.

"LVD". European Directive 2014/35/EU on the harmonization of the laws of Member States relating to electrical equipment designed for use within certain voltage limits. (Usually called the Low Voltage Directive.)

MAINS. Low-voltage electricity supply system to which the equipment concerned is designed to be connected for the purpose of powering the equipment.

MAINS CIRCUIT. Circuit which is intended to be directly connected to the MAINS for the purpose of powering the equipment.

OVERVOLTAGE CATEGORY. Numeral defining a TRANSIENT OVERVOLTAGE condition.

POLLUTION. Addition of foreign matter, solid, liquid or gaseous (ionized gases), that may produce a reduction of dielectric strength or surface resistivity.

POLLUTION DEGREE. Numeral indicating the level of POLLUTION that may be present in the environment.

POLLUTION DEGREE 1. No POLLUTION or only dry, non-conductive POLLUTION occurs, which has no influence.

POLLUTION DEGREE 2. Only non-conductive POLLUTION occurs except that occasionally a temporary conductivity caused by condensation is expected.

REINFORCED INSULATION. Insulation which provides protection against electric shock not less than that provided by DOUBLE INSULATION.

"RoHS". European Directive 2011/65/EU on the restriction of the use of certain hazardous substances in electrical and electronic equipment.

SOLID INSULATION. Insulating materials.

SUPPLEMENTARY INSULATION. Independent insulation applied in addition to BASIC INSULATION in order to provide protection against electric shock in the event of a failure of BASIC INSULATION.

TRANSIENT OVERVOLTAGE. Short duration overvoltage of a few milliseconds or less, oscillatory or non-oscillatory, usually highly damped.

WORKING VOLTAGE. Highest r.m.s. value of the a.c. or d.c. voltage across any particular insulation which can occur when the equipment is supplied at rated voltage.