

Tous droits strictement réservés. Reproduction ou communication sans autorisation écrite du propriétaire. Propriété de FCI. - Droits de reproduction FCI.
 All rights strictly reserved. Reproduction or issue to third parties in any form without written authority from the proprietor. Property of FCI. - Copyright FCI.

REFERENCE SPECIFICATIONS

- DIN 41652
- MIL-DTL-24308

PHYSICAL CHARACTERISTICS

- INSULATOR MATERIAL :
- PBT COLOR BLACK-RAL 7001/STANDARD MATERIAL
- CONTACT MATERIAL : - PHOSPHOR BRONZE FOR STRAIGHT CONTACT AND RA SOCKET
- BRASS FOR RA PIN
- GROUNDING DEVICE MATERIAL : - BRASS FOR RIGHT ANGLE CONTACT

ELECTRICAL CHARACTERISTICS

- MAXIMUM RATING CURRENT: 5A AT 70°C
- NOMINAL CURRENT: 5A (STANDARD CONDITIONS)
- CONTACT RESISTANCE : straight terminations: <10mW
Right angled termination: <25mΩ
: <35mΩ for 50 way
- VOLTAGE PROOF : >1000 V.r.m.s.
- RATED VOLTAGE : 300 V.r.m.s.
- insulation resistance: >5000mS
- creepage and clearance distance: >1mm
- average wiping length: 2mm

MECHANICAL CHARACTERISTICS

- RETENTION AGAINST TORQUE: - Threaded insert: 0.7 N.m minimum
- Female screw lock: 0.5 N.m minimum
- INSERTION AND WITH DRAWAL FORCE: <n x 3.40 N (n number of cts)
- GAUGE RETENTION FORCE : >0.20 N (gauge PM)
- THICKNESS GAUGE = Ø0.99±0.005 / SURFACE ROUGHNESS:
Ra=0.10µ mini- 0.25µ maxi
- CONTACT RETENTION IN INSULATOR : mini 16N for straight contact
mini 20N for right angled contact
- VIBRATIONS: 10-2000Hz / 1.5 mm - 20g / 3 x 2 HRS
- INTERRUPTION <1µs (NOT APPLICABLE FOR PL3)
- SHOCK: ACC. HALF SINE 50g- 11m.s-6x3 SHOCKS
- INTERRUPTION <1µs
- HARPOON INSERTION FORCE: <60N

PERFORMANCE LEVELS

MECHANICAL ENDURANCE ONLY		
P/N: DXXXXXCXXXXXX		PERFORMANCE LEVELS
4	200 OPERATIONS	PL3
6	400 OPERATIONS	PL1

MECHANICAL ENDURANCE AND INDUSTRIAL ATMOSPHERE TEST(1)			
P/N: DXXXXXCXXXXXX			PERFORMANCE LEVELS
4	salt spray: 24 hours		PL3
6	250 op + test (1 or 2)-10 days + 250 op		PL1

1) INDUSTRIAL ATMOSPHERE TEST: 3 GASES available for contacts and grounding device

IN ACCORDANCE WITH IEC-68-2-60-TTD - TEST ke - MTH C OR IEC 512-6 TEST 11g

MIXED GASES: H2S=10 PPB±5.10-9vol/vol +N2O=200±50.10-9 vol/vol + CL2=10±5.10-9vol/vol

TEMPERATURE = 30±1°C / RELATIVE HUMIDITY= 70±3°C

(2) INDUSTRIAL ATMOSPHERE TEST: 4 GASES available for contacts active area only

BELCORE TEST : MIXED GASES: H2S=10 PPB±5 vol/vol +N2O=200ppb±50 vol/vol + CL2

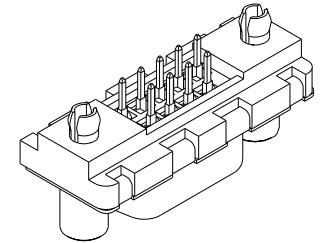
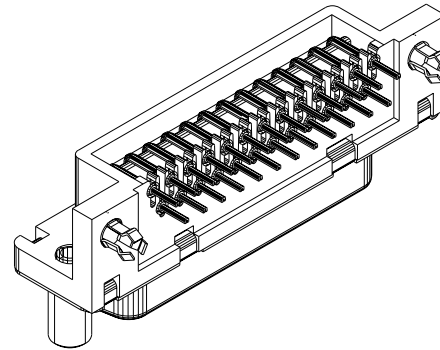
=10ppb±3vol/vol + S2O=100ppb±30vol/vol
TEMPERATURE = 30±1°C / RELATIVE HUMIDITY= 70±2°C

ENVIRONMENTAL CHARACTERISTICS

- CLIMATIC CATEGORY: 55/125/56
- TEMPERATURE RANGE -55°C TO +125°C
- DAMP HEAT STEADY STATE 56 DAYS

RIGHT ANGLED

STRAIGHT



PLATING TIN LEAD VERSION

- CONTACT:
 - GOLD OVER NICKEL ON MATING SURFACES
 - TIN LEAD OVER NICKEL ON TERMINATION PARTS
- SHELL AND ACCESSORIES TIN LEAD OVER COPPER

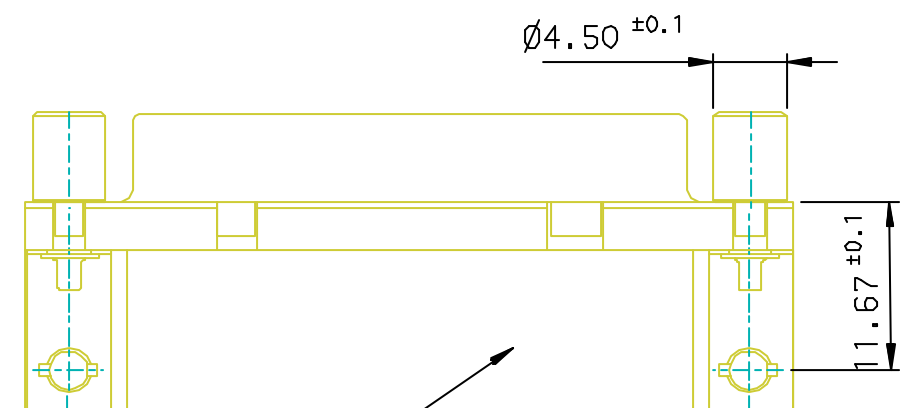
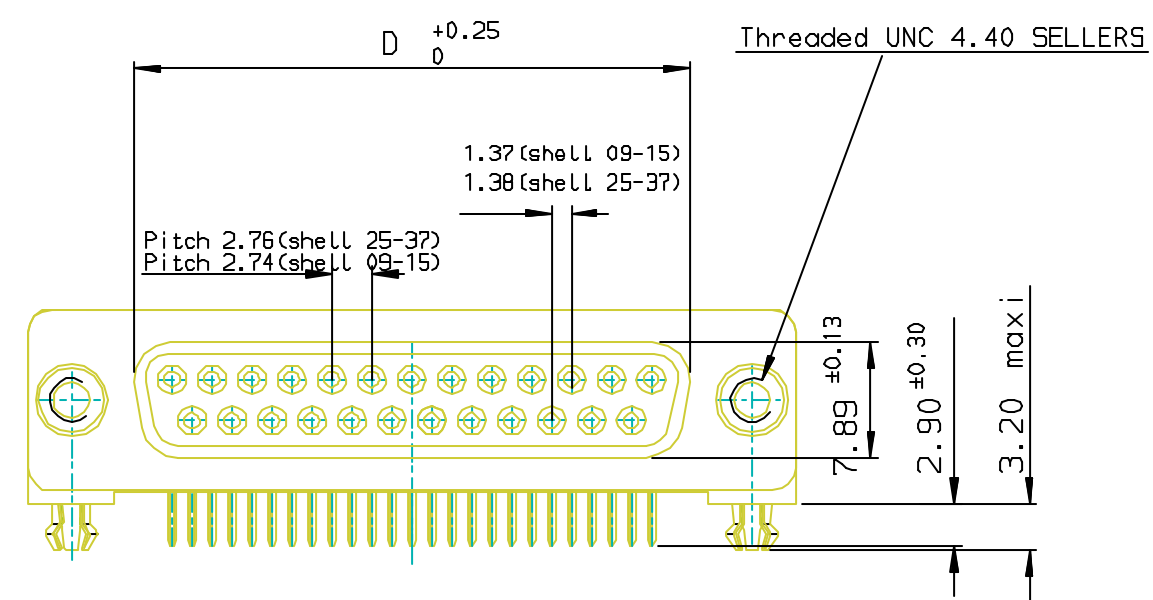
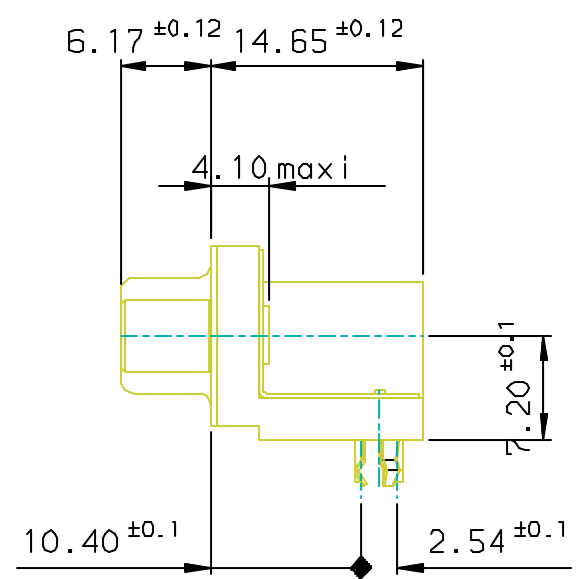
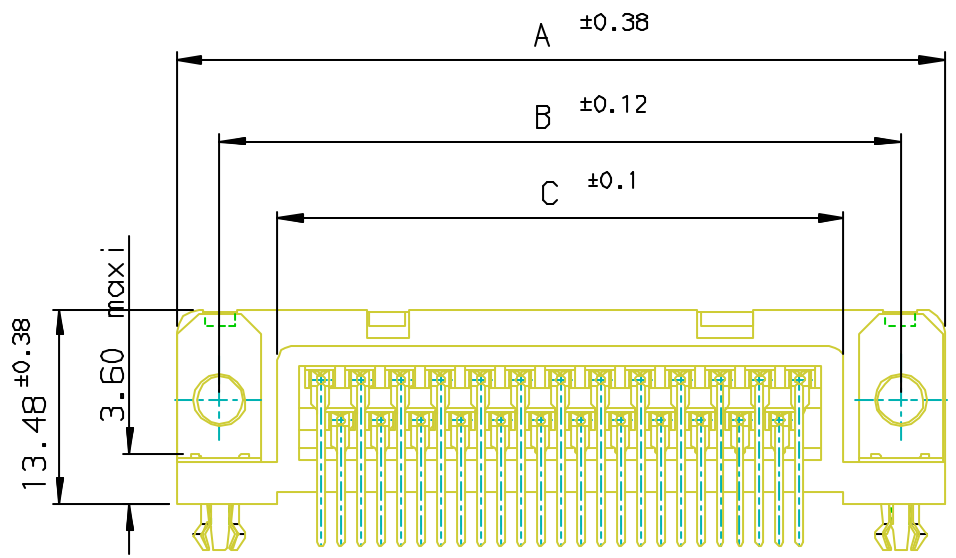
PLATING TIN VERSION

NOTE RoHS INFORMATIONS

- The "LF" products meet European union Directives and other country regulations as described in GS-22-008
- The housing will withstand exposure to 260°C peak temperature for 3.5 seconds in a wave solder application with a 1.6 mm minimum thickcircuit board. See application notes/procedures if they are available.
- Termination plating spec: 1.27µm Nickel mini, 2.5 to 7.5 µm Sn (pure matte)
- Shell plating: 2 to 4 µm Cu + 3 to 10 µ Sn (pure bright)
- Accessories: Sn pure bright
- Packaging spec: see GS-14-920

FCI www.fciconnect.com		surface <input checked="" type="checkbox"/>	tolerance	projection	
Dr	JOUBERT	30/11/00	Product family	- size A3	Scale 1:1
Eng			Spec ref		
Chr			Material	SEE NOTES	ECN LS05-0039
Appr	LEGARE	30/11/00			
title	DELTA D SOLDER CTS CONNECTORS			dwg no	C01-8646-0000
	GENERAL CHARACTERISTICS				Rev. C
catalog no				CUSTOMER COPY	sheet 1 of 1

lfr	ecn no	dr	date
B	-	SJO	07/08/02
E	ES05-0039	EMA	26/01/05
-	-	-	-
-	-	-	-
-	-	-	-
-	-	-	-
-	-	-	-



LF FOR LEAD FREE

SHELL	PART NUMBER	DESIGNATIONS
09	D09S13A*G*00**	RECEPTACLE 9 CTS RIGHT ANGLED-SOLDER TO BOARD-PCB HARPOON-SCREWLOCK -ELEC.CONTIN.
15	D15S13A*G*00**	RECEPTACLE 15 CTS RIGHT ANGLED-SOLDER TO BOARD-PCB HARPOON-SCREWLOCK -ELEC.CONTIN.
25	D25S13A*G*00**	RECEPTACLE 25 CTS RIGHT ANGLED-SOLDER TO BOARD-PCB HARPOON-SCREWLOCK -ELEC CONTIN.
37	D37S13A*G*00**	RECEPTACLE 37 CTS RIGHT ANGLED-SOLDER TO BOARD-PCB HARPOON-SCREWLOCK -ELEC.CONTIN.

Part Number & Date Code Printing

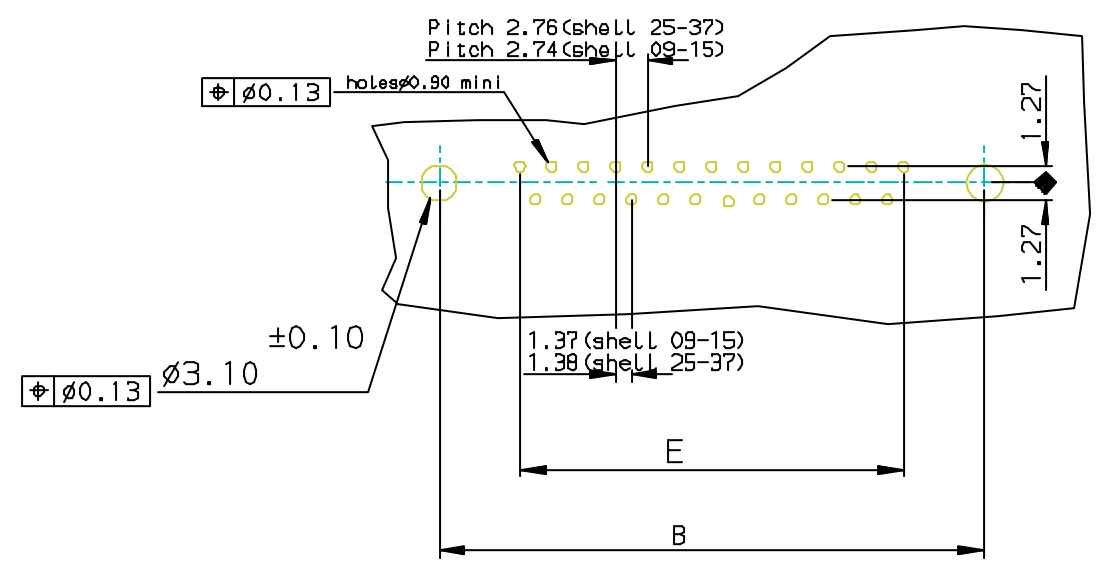
4 = Performance level PL3 ≥ 200 OPERATIONS
 6 = Performance level PL1 ≥ 500 OPERATIONS

I =SCREWLOCK Threaded M3
 V =SCREWLOCK Threaded UNC 4.40 sellers

PC card drilling dimensions(after plating)
 (thickness 1.60±0.20mm)

SHELL	A± 0.38	B± 0.12	C± 0.10	D± 0.25	E± 0.07
09	30.81	24.99	16.96	16.21	10.96
15	39.14	33.32	25.18	24.54	19.18
25	53.03	47.04	39.12	38.25	33.12
37	69.32	63.50	55.68	54.71	49.68

GENERAL CHARACTERISTICS : SEE DRAWING C01-8646-0000



European Views

www.fciconnect.com		surface 150 1302 ✓	tolerance std 150 405 150 1101	projection	mm
		TOLERANCES UNLESS OTHERWISE SPECIFIED		size A3	Scale 1:1
Dr	JOHN SLEEBA	1994/08/01	ANGULAR	0.X ±0.1	ECN -
Eng	GEORGE VJ	1994/08/01	LINEAR	0.XX ±0.1	Spec ref -
Chr	GEORGE VJ	2005/07/27	0.XX ±1°	0.XXX ±0.1	
Appr	KVSD	2005/07/27	Product family	D-SUB	
FCI		title RECEPTACLE DELTA D WITH SCREWLOCK, HARPOON, METAL PLATE.		dwg no C01-8646-0817	Rev. C
		catalog no DELTA-D		CUSTOMER	sheet 1 of 1

rev	ecn no	dr	date
B	I05-0124	JS	2005/07/27
C	I06-0074	SK	2006/06/08
-	-	-	-
-	-	-	-
-	-	-	-
-	-	-	-