

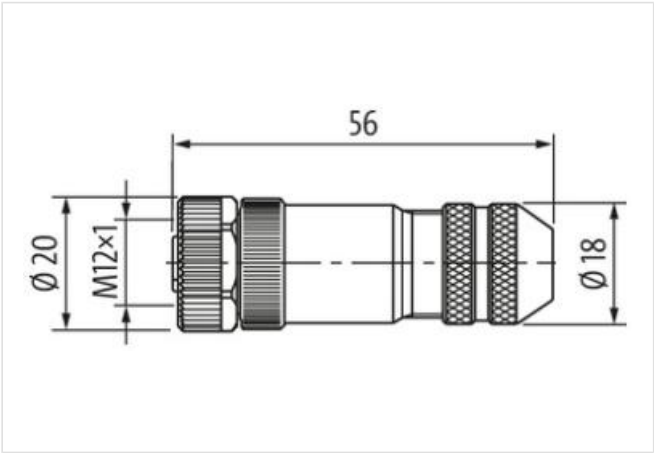
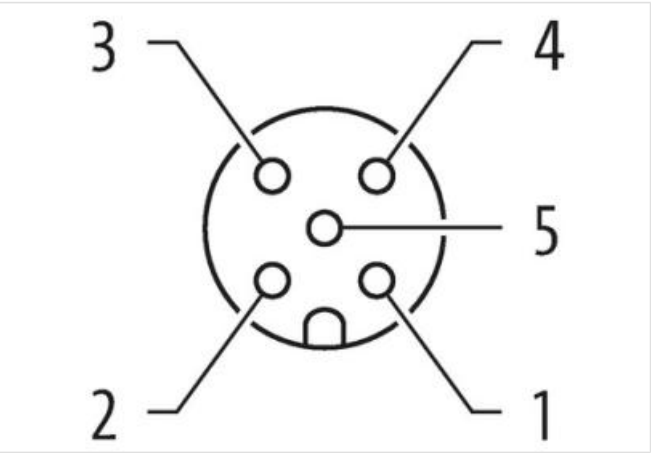
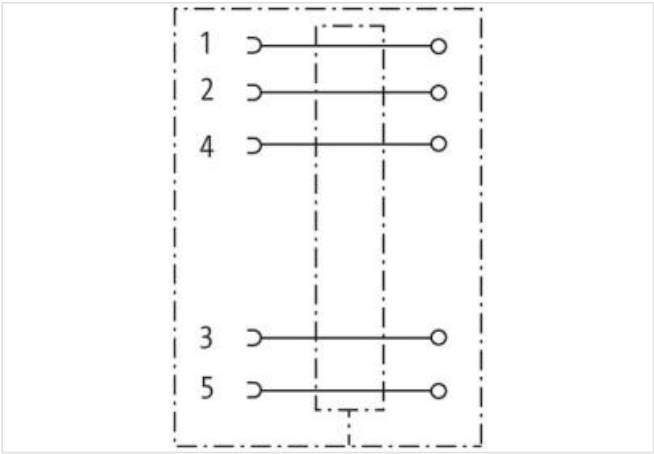
**M12 female 0° A-cod. screw terminal**

5-pol., max. 0,75mm², 4 - 6mm, shielded

Female straight  
M12, 5-pole  
shielded  
Screw terminals  
Sealing range (cable Ø): 4...6 mm

[Link to Product](#)

Illustration



Product may differ from Image

Side 1

Family construction form	M12
Degree of protection (EN IEC 60529)	IP67

Commercial data

ECLASS-6.0	27279221
ECLASS-7.0	27440104
ECLASS-8.0	27440104
ECLASS-9.0	27440102
ECLASS-10.1	27440102
ECLASS-11.1	27440102

ECLASS-12.0	27440116
ETIM-5.0	EC002635
customs tariff number	85366990
GTIN	4048879198806
Packaging unit	1

#### Electrical data | Supply

Operating voltage AC max.	60 V
Operating voltage DC max.	60 V
Current operating per contact max.	4 A

#### Installation

Connection cross section max.	0,75 mm²
-------------------------------	----------

#### Device protection | Electrical

Additional condition protection degree	inserted, screwed
--	-------------------

#### Mechanical data | Material data

Coating housing	nickel plated
Material housing	Brass

#### Mechanical data | Mounting data

Clamping range min.	4 mm
Clamping range max.	6 mm

#### Environmental characteristics | Climatic

Operating temperature min.	-40 °C
Operating temperature max.	85 °C

#### Important installation notes

Note on strain relief	Protect the connectors by suitable measures from mechanical loads, e.g. by the usage of cable ties.
Note on bending radius	<b>Attention:</b> Observe the permissible bending radii when laying cables, as the IP protection class can be endangered by excessive bending forces.