

M12 female recept. A-cod. front

PP-wires 8x0.25 0.5m

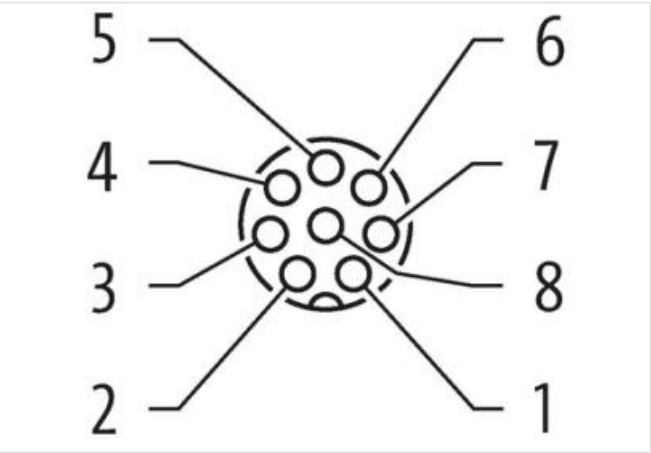
Flange female
M12, 8-pole
Front mounting
with multi-strand wire

Link to Product


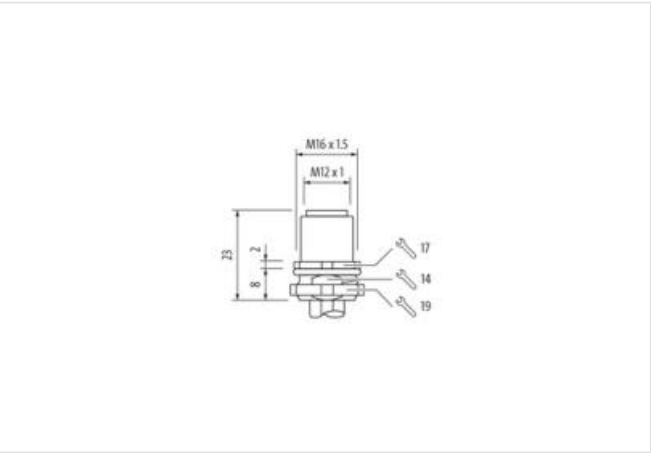
Illustration



1	WH
2	BN
3	GN
4	YE
5	GY
6	PK
7	BU
8	RD



Product may differ from Image



Cable length	0,5 m
Side 1	
Tightening torque	0,6 Nm
Mounting method	inserted, screwed
Family construction form	M12

Thread	M12 x 1
Material	Zinc die-casting
Degree of protection (EN IEC 60529)	IP67
Commercial data	
ECLASS-6.0	27279220
ECLASS-6.1	27279220
ECLASS-7.0	27440103
ECLASS-8.0	27440103
ECLASS-9.0	27440103
ECLASS-10.1	27440103
ECLASS-11.1	27440103
ECLASS-12.0	27440103
ETIM-5.0	EC001855
customs tariff number	85444290
GTIN	4048879295093
Packaging unit	1
Electrical data Supply	
Operating voltage AC max.	30 V
Operating voltage DC max.	30 V
Current operating per contact max.	2 A
Installation Connection	
Mounting set	M16 x 1.5
Device protection Electrical	
Protection NEMA	3, 4, 6P
Additional condition protection degree	inserted, screwed
Rated surge voltage	0,8 kV
Mechanical data Material data	
Coating of fitting	nickel plated
Material screw connection	Zinc die-casting
Mechanical data Mounting data	
Mounting method	Schraubgewinde
Looking techniques	Schraubgewinde
Environmental characteristics Climatic	
Operating temperature min.	-25 °C
Operating temperature max.	85 °C
Additional condition temperature range	depending on cable quality
Important installation notes	
Note on strain relief	Protect the connectors by suitable measures from mechanical loads, e.g. by the usage of cable ties.
Note on bending radius	Attention: Observe the permissible bending radii when laying cables, as the IP protection class can be endangered by excessive bending forces.
Approvals	
UL 50E	yes
Installation Cable	
Cable identification	973
wire arrangement	white, brown, green, yellow, gray, pink, blue, red
Material wire insulation	PUR
Amount wires	8
Outer diameter insulation	1,25 mm
Conductor crosssection (wire)	0,25 mm²
Min. operating temperature (static)	-40 °C

Max. operating temperature (fixed)	90 °C
Operating temperature min. (dynamic)	-25 °C
Operating temperature max. (dynamic)	90 °C
Flame resistance	UL 1581 § 1090 IEC 60332-2-2 UL 1581 § 1100 FT2
chemical resistance	Good, application-related testing
Gasoline resistance	Good, application-related testing
Oil resistance	Good, application-related testing DIN EN 60811-404
Bending radius (fixed)	10 x Outer diameter