

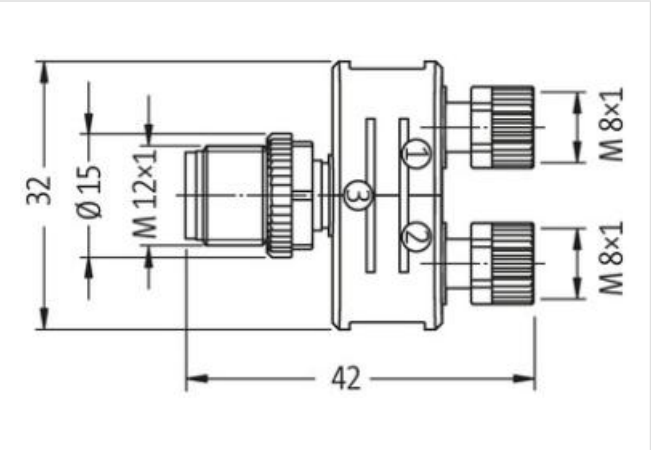
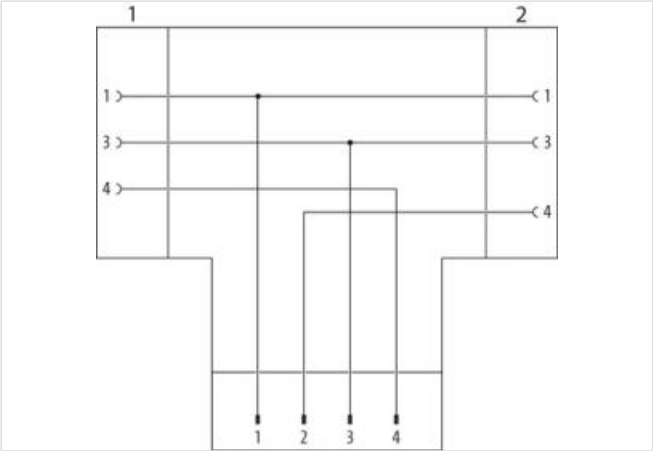
T-Coupler Slimline M12 male/ 2x M8 female A-cod.

4-pol. / 2x 3-pol.

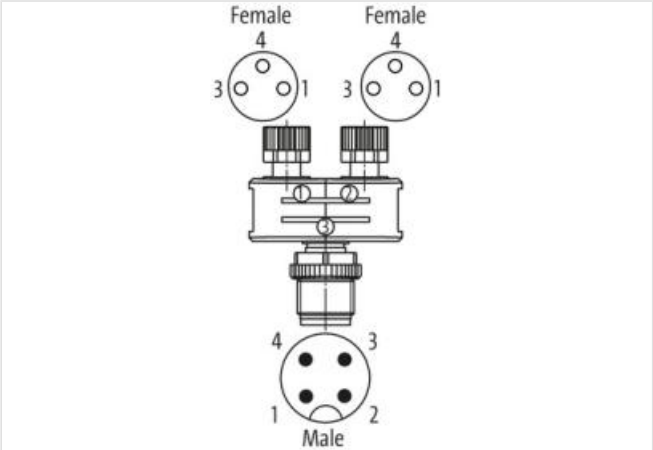
T-coupler (Slim Line)  
Male straight – females straight  
M12 – M8, 4-pole  
Distribution function (NO)  
Plastic housings with good resistance against chemicals and oils.  
The resistance to aggressive media should be individually tested for your application. Further details on request.

Link to Product

Illustration



Product may differ from Image



Side 1	
Tightening torque	0,4 Nm
Mounting method	screwed, pluggable
Family construction form	M8
Thread	M8 x 1

Gender	female
Coding	A
No. of poles	3
Width across flats	SW9
Degree of protection (EN IEC 60529)	IP67

**Side 2**

Tightening torque	0,4 Nm
Mounting method	screwed, pluggable
Family construction form	M8
Thread	M8 x 1
Gender	female
Coding	A
No. of poles	3
Width across flats	SW9
Degree of protection (EN IEC 60529)	IP67

**Side 3**

Mounting method	screwed, pluggable
Family construction form	M12
Coding	A
No. of poles	4
Degree of protection (EN IEC 60529)	IP67
Gender	male
Tightening torque	0,6 Nm
Width across flats	SW13
Thread	M12 x 1

**Commercial data**

ECLASS-6.0	27143423
ECLASS-6.1	27279221
ECLASS-7.0	27440104
ECLASS-8.0	27440104
ECLASS-9.0	27440106
ECLASS-10.1	27440106
ECLASS-11.1	27440106
ECLASS-12.0	27440106
ETIM-5.0	EC002062
customs tariff number	85366990
GTIN	4048879144773
Packaging unit	1

**Electrical data | Supply**

Operating voltage AC max.	50 V
Operating voltage DC max.	60 V
Operating voltage AC (UL-listed)	30 V
Operating voltage DC (UL-listed)	30 V
Current operating per contact max.	4 A

**Diagnostics**

Status indication LED	no
-----------------------	----

**Device protection | Electrical**

Additional condition protection degree	inserted, screwed
Pollution Degree	3
Rated surge voltage	1,5 kV
Material group (IEC 60664-1)	I

**Mechanical data | Mounting data**

Mounting method	Schraubgewinde
-----------------	----------------

**Environmental characteristics | Climatic**

Operating temperature min.	-25 °C
Operating temperature max.	85 °C

**Important installation notes**

Note on strain relief	Protect the connectors by suitable measures from mechanical loads, e.g. by the usage of cable ties.
Note on bending radius	<b>Attention:</b> Observe the permissible bending radii when laying cables, as the IP protection class can be endangered by excessive bending forces.

**Conformity**

Product standard	DIN EN 61076-2-101 (M12); DIN EN 61076-2-104 (M8)
------------------	---