

**M12 male 0° D-cod. / M8 male 0° A-cod. shielded**

PUR 1x4xAWG26 shielded gn UL/CSA+drag ch. 5m

EtherCAT

Male straight – male straight

M12 – M8, 4-pole

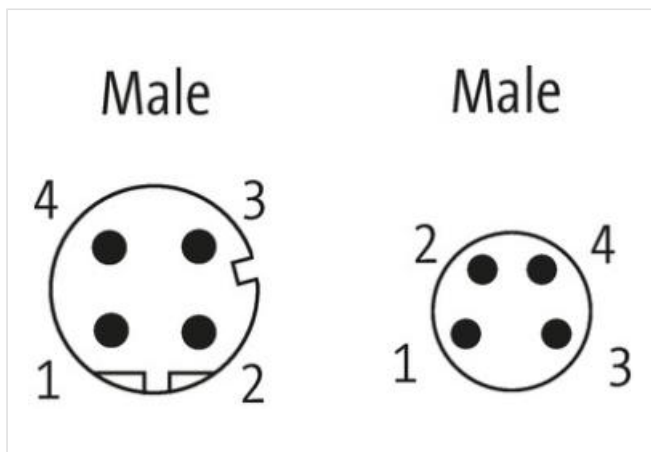
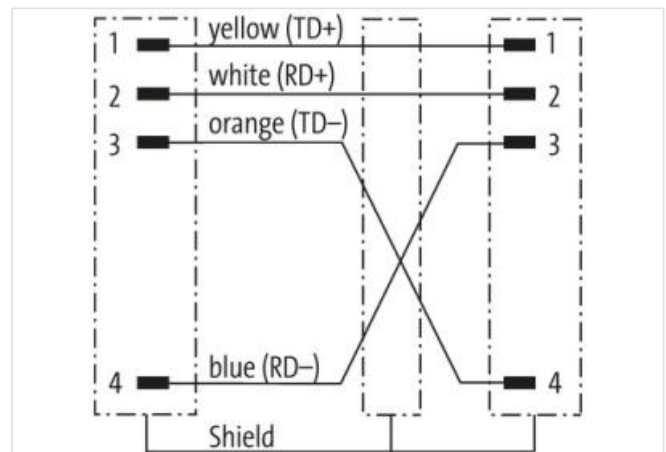
D-coded

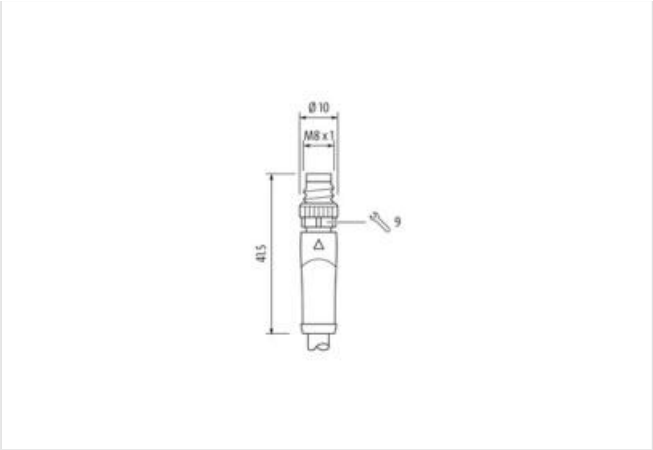
shielded

Further cable lengths on request.

Plastic housings with good resistance against chemicals and oils.

The resistance to aggressive media should be individually tested for your application. Further details on request.

[Link to Product](#)**Illustration**



Product may differ from Image



Cable length	5 m
Side 1	
Tightening torque	0,6 Nm
Family construction form	M12
Thread	M12 x 1
Coding	D
Material	PUR
Width across flats	SW13
Side 2	
Tightening torque	0,4 Nm
Family construction form	M8
Thread	M8 x 1
suitable for corrugated tube (internal Ø)	8,5 mm
Coding	A
Material	PUR
Width across flats	SW9
Commercial data	
ECLASS-6.0	27061801
ECLASS-6.1	27060307
ECLASS-7.0	27060307
ECLASS-8.0	27060307
ECLASS-9.0	27060307
ECLASS-10.1	27060307
ECLASS-11.1	27060307
ECLASS-12.0	27060307
ETIM-5.0	EC001855
customs tariff number	85444290
GTIN	4048879453240
Packaging unit	1
Electrical data   Supply	
Operating voltage DC max.	60 V
Operating voltage DC max. (UL-listed)	30 V

Current operating per contact max. 4 A

#### Industrial communication

Transfer parameters CAT5, Class D (ISO/IEC 11801:2002), (EN 50173-1)  
 Data transmission rate max. 100 MBit/s

#### Industrial communication | Ethernet functionality

duplex Full duplex

#### Device protection | Electrical

Degree of protection (EN IEC 60529) IP67  
 Additional condition protection degree inserted, screwed  
 Pollution Degree 3  
 Rated surge voltage 1,5 kV  
 Material group (IEC 60664-1) I

#### Mechanical data | Material data

Coating locking Nickeled  
 Locking material Zinc die-casting

#### Mechanical data | Mounting data

Mounting method inserted, screwed, Shaking protection

#### Environmental characteristics | Climatic

Operating temperature min. -25 °C  
 Operating temperature max. 85 °C  
 Additional condition temperature range depending on cable quality

#### Important installation notes

Note on strain relief Protect the connectors by suitable measures from mechanical loads, e.g. by the usage of cable ties.  
 Note on bending radius **Attention:** Observe the permissible bending radii when laying cables, as the IP protection class can be endangered by excessive bending forces.

#### Conformity

Product standard DIN EN 61076-2-101 (M12), DIN EN 61076-2-114 (M8)

#### Installation | Cable

Cable identification 791  
 Jacket Color green  
 Type of Certificate cURus  
 Amount stranding 1  
 Stranding 4 wires star-shaped twisted  
 Cable shielding (type) copper braid, tinned  
 Cable shielding (coverage) 85 %  
 Banding Fiber tape, Fleece, Foil  
 Filler yes  
 wire arrangement white, orange, blue, yellow  
 Traversing distance (C-track) 5 m  
 Cable weight 59,4 g/m  
 Material jacket PUR  
 Freedom from ingredients (jacket) lead-free, CFC-free, halogen-free  
 Outer-diameter (jacket) 4,9 mm  
 Tolerance outer diameter (sheath) ± 5 %  
 Material wire insulation PP  
 Amount wires 4  
 Outer diameter insulation 1,04 mm  
 Outer diameter tolerance core insulation ± 5 %  
 Ingredient freeness wire insulation lead-free, CFC-free, halogen-free  
 Amount strands (wire) 19  
 Diameter of single wires 26 AWG

Conductor crosssection (wire)	26 AWG
Material conductor wire	copper stranded wire, tinned
Nominal voltage AC max.	300 V
Current load capacity (standard)	to DIN VDE 0298-4
Current load capacity min. wire	2,4 A
Characteristic impedance	100 $\Omega \pm 15\%$ @ 100 MHz
Electrical resistance line constant wire	140 $\Omega$ /km
AC withstand voltage (wire - wire)	0,7 kV @ 60 s
Electric capacitance	51000 pF/km
Power frequency withstand voltage (wire - jacket)	0,7 kV @ 60 s
AC withstand voltage (wire - shield)	0,7 kV @ 60 s
Min. operating temperature (static)	-40 °C
Max. operating temperature (fixed)	80 °C
Operating temperature min. (dynamic)	-30 °C
Operating temperature max. (dynamic)	70 °C
Flame resistance	IEC 60332-2-2   UL 1581 § 1100 FT2   UL 1581 § 1090
chemical resistance	Good, application-related testing
Gasoline resistance	Good, application-related testing
Oil resistance	DIN EN 60811-404   Good, application-related testing
Bending radius (fixed)	7,5 x Outer diameter
Bending radius (dynamic)	12,5 x Outer diameter