




TRUST THE ORIGINAL

Instruction manual **EN**  
**powerCON® TRUE1 Cable**  
**NKPH\***



**NEUTRIK®**



## 1. General

### Product group:

PGD-0006

PGD-0007

- NKPH\*\*-A2A1-M\*\*\*(\*)
- NKPH\*\*-MFA1-M\*\*\*(\*)

### Intended use

The product is used to connect an electrical consumer.

The product is suitable for connecting equipment under high loads, both mechanical and thermal. Use under medium mechanical stress can be in dry and damp rooms and outdoors. Installation in the ground is not permitted.

For safety and approval reasons (CE), you may not modify and/or change the product. If you use the product for purposes other than those described above, the product may be damaged. In addition, improper use can cause hazards such as short-circuits, fire, electric shock, etc.

Only pass the product on to third parties in its original packaging or with this operating manual. For the safe use of the product, the national legal

regulations and provisions (e.g. accident prevention and occupational health and safety regulations as well as environmental regulations) of the respective country must also be observed.

All company names and product designations contained herein are trademarks of their respective owners. All rights reserved.

The product is not intended for use in the medical field. The product is not intended for use in explosive or flammable environments.

**Please observe the national regulations. In Germany, this is mobile equipment and therefore the instructions from DGUV regulation 3, among others, must be followed.**

## 2. Check delivery

- 1 x cable
- Label with instructions for use

### 3. Safety instructions



**Read the operating instructions carefully and observe the safety instructions in particular.**



**If you do not follow the safety instructions and the information on proper handling in this operating manual, we accept no liability for any resulting personal injury or damage to property.**

**Damage to property. In addition, the warranty/guarantee will become void in such cases.**

- The product is not a toy. Keep it away from children and pets.
- To avoid clamping injuries and burns at high ambient temperatures, it is recommended to wear safety gloves.
- It voids the warranty, in case of manual modifications of the device.
- Protect the product from extreme temperatures, direct sunlight, strong vibrations, high humidity, water jets from any angle, falling objects, flammable gases, vapors and solvents.
- Do not subject the product to very high mechanical stress.
- If safe operation is no longer possible, take the product out of operation and protect it from unintended use. Safe operation is no longer guaranteed if the product:
  - ▶ shows visible damage,
  - ▶ no longer functions properly,
  - ▶ has been stored under unfavorable ambient conditions for an extended period of time or has been subjected to considerable transport stresses.
- Also observe the safety instructions and operating instructions of the other devices to which the product is connected.
- The junction box to which the product is connected must have been previously checked for proper condition by a qualified electrician.
- Unwind the cable completely during operation. Do not place any objects on the cable. Lay the cable in such a way that no one can trip over it and that the cable plug is easily accessible. Do not lay the cable under carpets or similar.
- Make sure that the cable is not crushed, bent or damaged by sharp edges. A damaged cable can
  - ▶ cause electric shock or fire.
  - ▶ cause damage to the product.
  - ▶ cause damage to property.
- If the cable is damaged, do not touch it. First switch off the power to the associated connection socket (e.g. via the associated protective device) and then carefully pull the cable plug out of the connection socket. Do not operate the product in a damaged condition under any circumstances.
- A damaged cable may only be repaired by the manufacturer, a workshop authorized by the manufacturer or a similarly qualified person in order to avoid hazards.
- Check that the operating voltage and rated current are not exceeded by connecting the cable. Use only a proper junction box approved by a qualified person as the voltage source.
- The operation of the product with a personal protection switch is recommended.
- Do not operate the product covered! At higher connected loads, the product heats up, which can lead to overheating and possibly fire when covered.
- At higher ambient temperatures, this product may cause burns. Avoid prolonged direct skin contact. Ensure the use of appropriate protective equipment.
- The product is only de-energized when the cable plug is disconnected.
- The cable plug must be disconnected from the socket under the following conditions:
  - ▶ before cleaning the product
  - ▶ during thunderstorms
  - ▶ when the product will not be used for an extended period of time.
- Never pour liquids on or near the product. There is a high risk of fire or fatal electric shock. If liquid should nevertheless get into the cable connectors, immediately switch off all poles of the mains socket to which the product is connected (fuse/automatic circuit breaker/FI circuit breaker of the associated circuit).
- In commercial facilities, the local accident prevention regulations. For Germany: The accident prevention regulations of the German Federation of Institutions for Statutory Accident Insurance and Prevention (Verband der gewerblichen Berufsgenossenschaften) for electrical systems and equipment. In schools, training centers, hobby and self-help workshops, the handling of electrical equipment must be supervised by trained personnel.
- Contact a specialist if you have any doubts about the operation, safety or connection of the product.
- Have maintenance and repair work carried out

result in a life-threatening electric shock.

exclusively by a specialist or a specialist workshop.

- If you have any questions that are not answered in these operating instructions, please contact our technical customer service department.

## 4. Assembly Heat shrink tubing

The shrink tubing serves as an optional protective device for a label applied to the cable by a third person.

- Shrinking of the shrink tubing is not necessary for the operation of the cable.
- Shrinking of the heat shrinkable tubing is done at your own risk.
- The manufacturer is not liable for any damage to the cable caused by processing the shrink tubing.
- Shrinking of the shrink tubing with open flame and hot air devices without temperature adjustment is not permitted.
- Permissible temperature range for shrinking is > 70°C to 90°C.
- The cable must be free of tension during shrinking

## 5. Maintenance, testing and Cleaning

Please check the national regulations for product testing. For Germany: According to DGUV regulation 3, this test must be carried out by a qualified electrician or also an electrotechnically instructed person using suitable measuring and test equipment. A period of 1 year has proven to be the testing interval. You must determine the interval in accordance with DGUV regulation 3 implementation instructions to your actual operating conditions. The range is between 3 months and 2 years (office).

- Switch off the product before cleaning. Then disconnect the cable plug from the junction box. Then disconnect the connected consumer from the cable.
- A dry, soft and clean cloth is sufficient for cleaning. Dust can be easily removed with the help of a long-haired, soft and clean brush and a vacuum cleaner.
- Never use aggressive cleaning agents or chemical solutions, as this could attack the product or impair its function.

## 6. Disposal



Electronic devices are recyclable materials and do not belong in household waste. Dispose of the product at the end of its service life in accordance with the applicable legal regulations.

## 7. Technical data

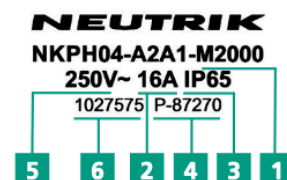
### General specifications

Operating voltage	250 V/AC, 50/60 Hz
Rated current	16 A (USA: 20 A)
Protection class	IP65 IP44 - with Schuko in mated condition
Operating temperature	-25 to +40°C (USA max. + 40°C)
minimum bending radius	6 x outer diameter
Cable meter goods	H07RN-F 1,5mm <sup>2</sup> / 2,5mm <sup>2</sup>



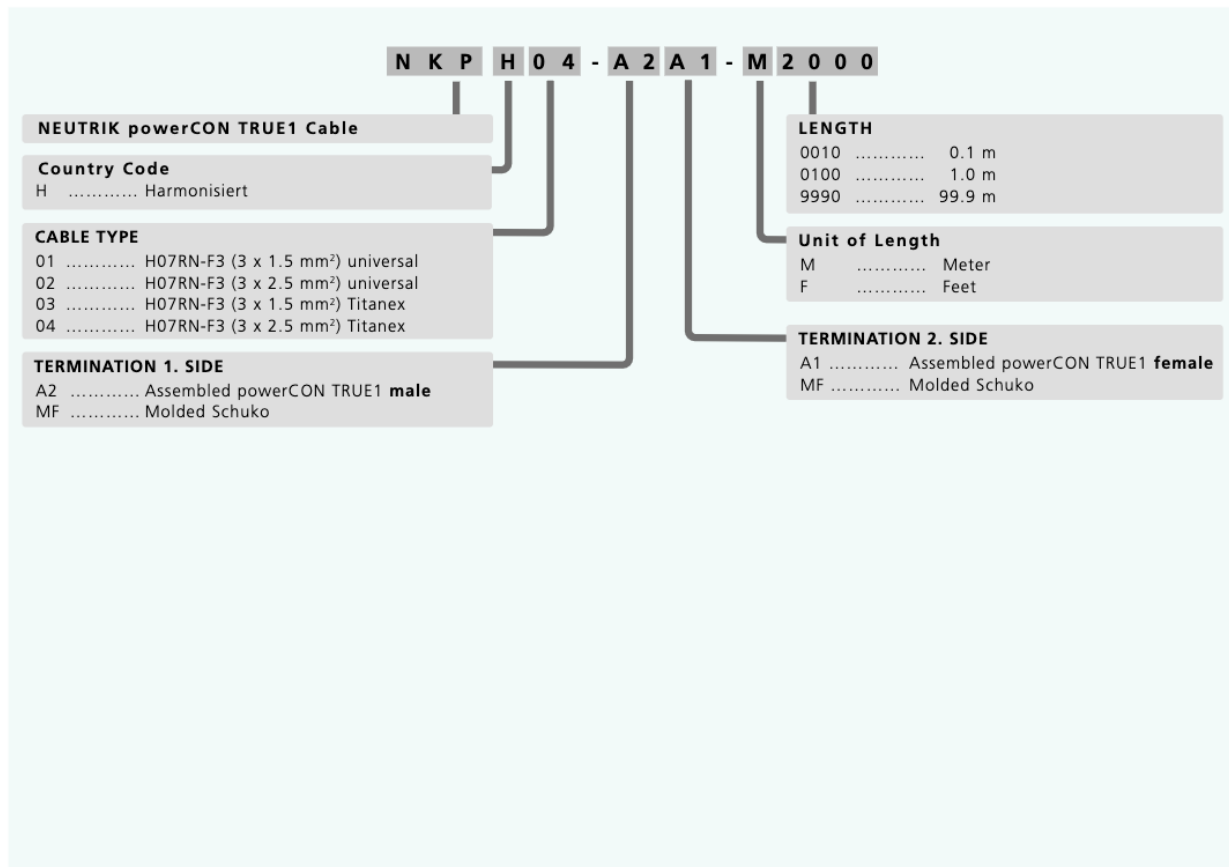
**TRUE  
OUTDOOR  
PROTECTION**

Etikett:



Pos.	Description
1	Item description*
2	Input connector
3	Protection class (IP)
4	Serial number / batch number
5	Rated voltage
6	Part number

## 8. \*Type key Example for article designation



Further technical data can be found in the corresponding data sheets or at [www.neutrik.com](http://www.neutrik.com)



## Imprint

Subject to change due to technical progress! These operating instructions correspond to the state of the art at the time of product delivery and not to the current development status at Neutrik.

If any pages or sections of these operating instructions are missing, please contact the manufacturer at the address given below.

### Copyright ©

This user manual is protected by copyright. No part or all of this user manual may be reproduced, duplicated, microfilmed, translated or converted for storage and processing in computer equipment without the express written permission of Neutrik.

Copyright by: © Neutrik® AG

### Document Identification:

Documenten No.:	BDA 686 V1
Version:	2023/09
Original Language:	German

---

### Manufacturer:

**Neutrik AG**  
Im alten Riet 143  
9494 Schaan  
Liechtenstein  
[www.neutrik.com](http://www.neutrik.com)





# TRUST THE ORIGINAL

#### LIECHTENSTEIN (HEADQUARTERS)

Neutrik AG, Im alten Riet 143,  
9494 Schaan, Liechtenstein  
T +423 237 24 24, F +423 232 53 93, neutrik@neutrik.com

#### USA

Neutrik Americas, 4115 Taggart Creek Road,  
Charlotte, North Carolina, 28208  
T +1 704 972 30 50, info@neutrikusa.com

#### GERMANY / NETHERLANDS / DENMARK / AUSTRIA

Neutrik EMEA GmbH, Felix-Wankel-Strasse 1,  
85221 Dachau, Germany  
T +49 8131 28 08 90, neutrik@neutrik.de

#### FRANCE

Neutrik France, 52 Rue d'aguesseau,  
92100 Boulogne  
T +33 1 41 31 67 50, info@neutrik.fr

#### GREAT BRITAIN

Neutrik (UK) Ltd., Westridge Business Park, Cothey Way Ryde,  
Isle of Wight PO33 1 QT  
T +44 1983 811 441, sales@neutrik.co.uk

#### JAPAN

Neutrik Limited, Yusen-Higashinohbashi-Ekimae Bldg., 3-7-19  
Higashinohbashi, Chuo-ku, Tokyo 103  
T +81 3 3663 47 33, mail@neutrik.co.jp

#### CHINA

Ningbo Neutrik Trading Co., Ltd., Shiqi Street,  
Yinxian Road West  
Fengjia Villiage, Hai Shu District, Ningbo, Zhejiang, 315153  
T +86 574 88250833, sales@neutrik.com.cn

#### HONG KONG

Neutrik Hong Kong LTD., Suite 18,  
7th Floor Shatin Galleria Fotan, Shatin  
T +852 2687 6055, sales@neutrik.com.hk

BDA 686 V1 - powerCON TRUE1 Cable - 2023/09 – Data subject to change without prior notice. © 2023 Neutrik AG.





**www.neutrik.com**