THIS DRAWING IS UNPUBLISHED
VERTRAULICH UNVEROEFFENTLICHTE ZEICHNUNG
© COPYRIGHT 2008

RELEASED FOR PUBLICATION Sept. 2009
FREI FUER VEROEFFENTLICHUNG
ALL RIGHTS RESERVED.
ALLE RECHTE VORBEHALTEN.

MATED WITH
PASSEND ZU
SEE NOTE 9

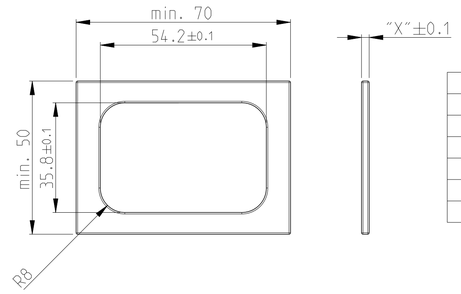

12 A1

FIXING WITH SLIDE Befestigung mit Schieber	
WALL THICKNESS "X" Wandstaerke "X"	TE ORDER NO. TE Best. Nr.
1mm	N.N
1.5mm	N.N.
2.5mm	0-2112166-1
3mm	0-2112166-2
3.5mm	0-2112166-3

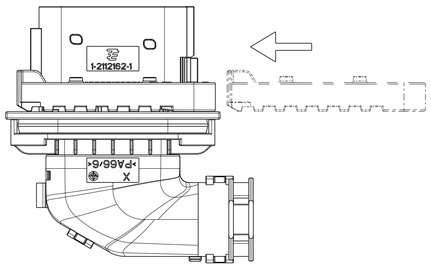

SLIDE FROM BOTH DIRECTIONS MOUNTABLE
Schieber von beiden Seiten montierbar

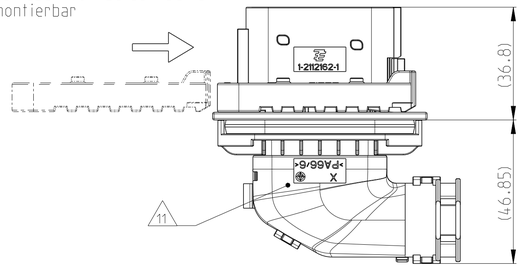

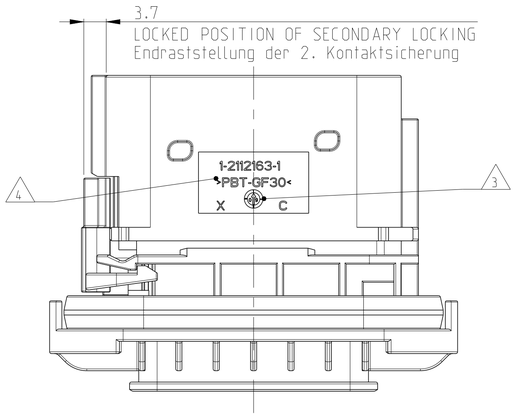

CODINGS:
Kodierungen:

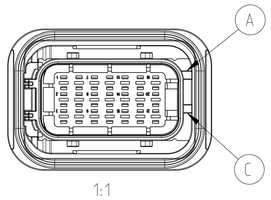

PN 1-2112162-1

CODING Kodierung A (GROOVES A-C) (Nuten A-C)

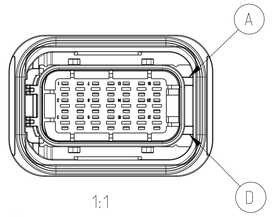

C1 PN 2-2112162-1

CODING Kodierung B (GROOVES A-D) (Nuten A-D)

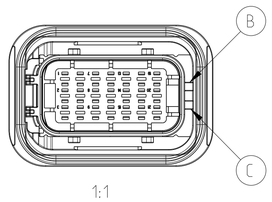

C1 PN 3-2112162-1

CODING Kodierung C (GROOVES B-C) (Nuten B-C)

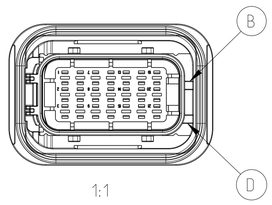

C1 PN 4-2112162-1

CODING Kodierung D (GROOVES B-D) (Nuten B-D)

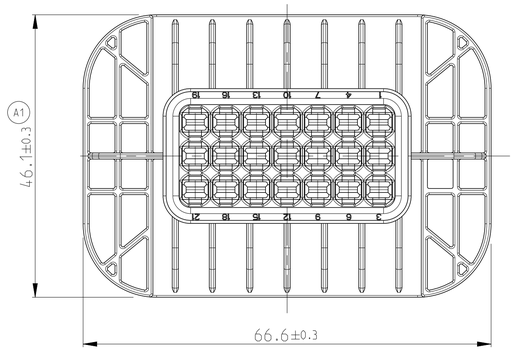

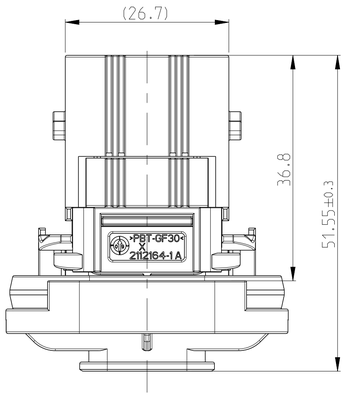

PRE LOCKED POSITION OF SECONDARY LOCKING
Vorraststellung der 2. Kontaktsicherung

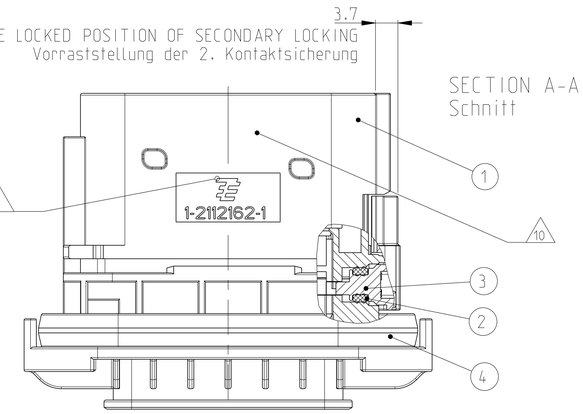

SECTION A-A
Schnitt

AS SHOWN
CODING "A"

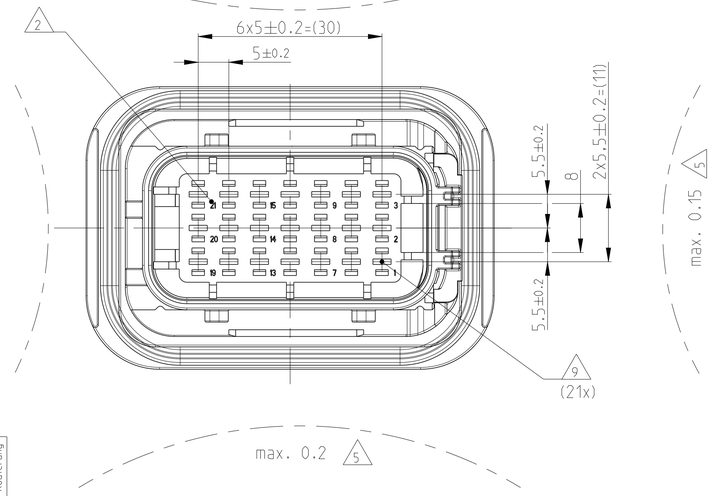

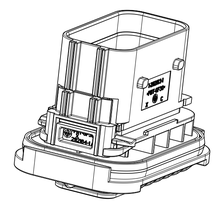

1:1

LOC	DIST
A1	–

PROJEKT NR.
EGAT N08462

REVISIONS
ANDERUNGEN

P	LTR	DESCRIPTION BESCHREIBUNG	DATE	DWN	APVD
	A1	DETAILS SEE PCN E-10-022245	18OCT2010	NP	FE
	B	CAV. IMPROVED. DETAILS SEE PCN E-10-026231	22DEC2010	NP	FE
	C	GUIDING EXTENDED. DETAILS SEE PCN E-13-004690	14MAR2013	SH	FE
	C1	ADDED CODINGS B,C,D: DETAILS SEE PCN E-14-018375	09DEC2014	AR	FE

NOTES
Bemerkungen

1. TE LOGO AND PART NUMBER
TE Logo und Bestellnummer

2. CAVITY NUMBERING
Kammerbezeichnung

3. PRODUCTION DATE
Produktionsdatum

4. MATERIAL MARKING ACCORDING TO VDA 260
Werkstoffkennzeichnung nach VDA 260

5. WARPAGE TO ... PERMITTED
VERZUG zulässig bis....

6. BULK PACKAGING IN CORRUGATED BOX
Schuettgut in Versandkarton

7. SUITABLE COUNTERPART SEE DRAWING:
TE-NO. 1-1534127-1

passendes Gegenstueck siehe Zeichnung
TE-NR. 1-1534127-1

8. MALFUNCTION CAUSED BY LACQUER IS NOT COVERED BY TE WARRENTY
Funktionsbeeinfraechtig. durch Lackieren liegt nicht im Einfluss und Gewaehrleistungsumfang von TE

9. CAVITIES MATED WITH TABS 2.8 x 0.8 MM (SWS)
SEE PRODUCT GROUP DRAWING
TE NO: 1355052
MAX. WIRE SIZE : 2.5mm FLR / AWG 12TXL

Kontaktkammer passend fuer Flachstecker 2.8 x 0.8 mm (EDS)
siehe Produktgruppenzeichnung
TE NR. 1355052
max. Drahtgroeßenbereich 2.5mm FLR / AWG 12TXL

10. INTERFACE ACC. TE-Drawing 114-18085-30
Kragenanschluss nach TE Zeichnung : 114-18085-30

11. MATED WITH COVER 2112167-1
Passend zu Kappe 2112167-1

12. MATED WITH FIXING SLIDE SEE TABLE
Passend zu Schieber siehe Tabelle

QUANTITY Stueck				MAT.	COLOUR Farbe	DESCRIPTION Beschreibung	REV.	ITEM
C1	C1	C1						
D	C	B	A	CODE Kodierung				
C	C	C	C	REV.				
4-2112162-1	3-2112162-1	2-2112162-1	1-2112162-1	ORDER NO. Bestell-Nr.				
1	1	1	1	MVQ	GREEN grün	SEAL Dichtung	A	4
1	1	1	1	PBT-GF30 V-0	YELLOW gelb	SECONDARY LOCKING DEVICE zweite Kontaktsicherung	A	3
1	1	1	1	MVQ	WHITE weiss	SEAL FOR SECONDARY LOCKING Dichtung fuer 2te Kontaktsicherung	H	2
1				PBT-GF30 V-0	CLARET VIOLET bordeaviolett	21 POS. TAB HOUSING, CODING D 21 pol. Flachsteckergehaeuse, Kod. D	C	1
	1			PBT-GF30 V-0	LIGHT BLUE Lichtblau	21 POS. TAB HOUSING, CODING C 21 pol. Flachsteckergehaeuse, Kod. C	C	
		1		PBT-GF30 V-0	NATURAL natur	21 POS. TAB HOUSING, CODING B 21 pol. Flachsteckergehaeuse, Kod. B	C	
			1	PBT-GF30 V-0	BLACK schwarz	21 POS. TAB HOUSING, CODING A 21 pol. Flachsteckergehaeuse, Kod. A	C	

THIS DRAWING IS A CONTROLLED DOCUMENT.
DIESES ZEICHNUNGSDOKUMENT WIRD DURCH APP INCORPORATED KONTROLLIERT.
ANDERUNGEN, die DEN TECHNISCHEN FORTSCHRITT DIENEN, SIND VORBEHALTEN.
DEN ÄWEIS LIEFERANTEN ÄNDERUNGSSTAND OFFAHREN SIE AUF ANFRAGE.

DIMENSIONS: MASSEINHEITEN: mm

TOLERANCES UNLESS OTHERWISE SPECIFIED: ALLGEMEINTOLERANZEN
1 PLC ±ISO 8015
2 PLC ±DIN16901-140
3 PLC ±-
4 PLC ±-
ANGLES/WINKEL ±2°

MATERIAL: SEE TABLE siehe Tabelle

FINISH/OBERFLAECHE/FARBE: SEE TABLE siehe Tabelle

DWN 14SEP2009 N. Pfaffmann
CHK 14SEP2009 F. Eltrop
APVD 15SEP2009 C. Eberwein
PRODUCT SPEC PRODUKTSPEZ. 108-18696-1
APPLICATION SPEC VERARBEITUNGSSPEZ. 114-18376
WEIGHT GEWICHT 51g

TE Connectivity

NAME
21 POS. 2.8X0.8, TAB HSG
21 pol. TAB 2.8X0.8, Flachsteckergehaeuse gedichtet

SIZE A1 | CAGE CODE 00779 | DRAWING NO ZEICHNUNGS-NR. C-2112162 | RESTRICTED TO NUR FUER –

WEIGHT GEWICHT 51g

CUSTOMER DRAWING /KUNDENZEICHNUNG | SCALE MASSSTAB 5:1 | SHEET BLATT 1 OF VON 1 | REV C1

4805 (3/11)