



CST

TE Internal #: 1375820-3

Housing, Receptacle, Wire-to-Wire, 3 Position, 2.54mm [.1in]

Centerline, Crimp, 1 Row, Natural Housing Color, Mating Retention, Wire & Cable

[View on TE.com >](#)

Connectors > PCB Connectors > Wire-to-Board Connectors > Wire-to-Board Connector Assemblies & Housings >

Receptacle Housing: 2.54mm, 1 Row, CST-100 II



Connector Product Type: **Housing**

Connector & Housing Type: **Receptacle**

Connector System: **Wire-to-Wire**

Number of Positions: **3**

Centerline (Pitch): **2.54 mm [.1 in]**

[All Receptacle Housing: 2.54mm, 1 Row, CST-100 II \(31\)](#)

Features

Product Type Features

Connector Product Type	Housing
Connector & Housing Type	Receptacle
Connector System	Wire-to-Wire
Sealable	No
Connector & Contact Terminates To	Wire & Cable

Configuration Features

Number of Positions	3
Number of Rows	1

Electrical Characteristics

Operating Voltage	250 VAC
-------------------	---------

Contact Features

--	--



Contact Layout	Inline
Contact Retention Within Housing	Without
Contact Type	Socket
Contact Current Rating (Max)	7 A

Termination Features

Termination Method to Wire & Cable	Crimp
------------------------------------	-------

Mechanical Attachment

Strain Relief	Without
PCB Mount Alignment	Without
Panel Mount Feature	Without
PCB Mount Retention	Without
Mating Retention Type	Latch
Mating Retention	With
Connector Mounting Type	Cable Mount (Free-Hanging)

Housing Features

Housing Material	Nylon - GF
Centerline (Pitch)	2.54 mm[.1 in]
Housing Color	Natural

Dimensions

Connector Length	8.13 mm[.32 in]
Connector Height	6.6 mm[.26 in]
Wire Size	.13 – .33 mm²

Usage Conditions

Operating Temperature Range	-55 – 105 °C[-67 – 221 °F]
-----------------------------	----------------------------

Operation/Application

Circuit Application	Power & Signal
---------------------	----------------

Industry Standards

CSA Rating	Certified
Glow Wire Rating	Standard Part - Not Glow Wire
UL Flammability Rating	UL 94V-0
UL File Number	E28476
UL Rating	Recognized



Agency/Standard	CSA, UL
CSA File Number	LR 7189

Packaging Features

Packaging Quantity	1
Packaging Method	Package

Other

Comment	Accepts Rec Contact p/n 1375819 & MTA-100 Keying Plug P/N 641994-1, Not interchangeable with CST-100 contacts and housings.
---------	---

Product Compliance

For compliance documentation, visit the product page on TE.com>


















EU RoHS Directive 2011/65/EU	Compliant
EU ELV Directive 2000/53/EC	Compliant
China RoHS 2 Directive MIIT Order No 32, 2016	No Restricted Materials Above Threshold
EU REACH Regulation (EC) No. 1907/2006	Current ECHA Candidate List: JAN 2021 (211) Candidate List Declared Against: JAN 2021 (211) Does not contain REACH SVHC
Halogen Content	Low Halogen - Br, Cl, F, I < 900 ppm per homogenous material. Also BFR/CFR/PVC Free
Solder Process Capability	Not applicable for solder process capability

Product Compliance Disclaimer

This information is provided based on reasonable inquiry of our suppliers and represents our current actual knowledge based on the information they provided. This information is subject to change. The part numbers that TE has identified as EU RoHS compliant have a maximum concentration of 0.1% by weight in homogenous materials for lead, hexavalent chromium, mercury, PBB, PBDE, DBP, BBP, DEHP, DIBP, and 0.01% for cadmium, or qualify for an exemption to these limits as defined in the Annexes of Directive 2011/65/EU (RoHS2). Finished electrical and electronic equipment products will be CE marked as required by Directive 2011/65/EU. Components may not be CE marked. Additionally, the part numbers that TE has identified as EU ELV compliant have a maximum concentration of 0.1% by weight in homogenous materials for lead, hexavalent chromium, and mercury, and 0.01% for cadmium, or qualify for an exemption to these limits as defined in the Annexes of Directive 2000/53/EC (ELV). Regarding the REACH Regulation, the information TE provides on SVHC in articles for this part number is based on the latest European Chemicals Agency (ECHA) 'Guidance on requirements for substances in articles' posted at this URL: <https://echa.europa.eu/guidance-documents/guidance-on-reach>

Compatible Parts



 TE Part # CAT-104MTA-PVUNH Polyester Vertical PCB Header: 2.54 mm, Unshrouded, No Mating Alignment	 TE Part # CAT-104MTA-NYLCC Nylon PCB Connector Covers: 2.54 mm, MTA 100	 TE Part # CAT-104MTA-PLSCC Polyester PCB Connector Covers: 2.54 mm, MTA 100	 TE Part # CAT-104MTA-PRUSH Polyester Right Angle PCB Header: 2.54mm, Unshrouded, MTA 100
 TE Part # CAT-104MTA-PVUMH Polyester Vertical PCB Header: 2.54 mm, With Mating Alignment, Unshrouded	 TE Part # CAT-104MTA-NVSMH Nylon Vertical PCB Header: 2.54mm, Surface Mount, MTA 100	 TE Part # CAT-104MTA-PVBRH Polyester Vertical PCB Header: 2.54 mm, Breakaway, MTA 100	 TE Part # CAT-104MTA-PRUMH Polyester Right Angle PCB Header: 2.54mm, Wire-to-Board, MTA 100
 TE Part # CAT-104MTA-NRTHH Nylon Right Angle PCB Header: 2.54 mm, Wire-to-Board, Through Hole, MTA 100	 TE Part # 3-644893-3 03P CST100 SHRD HDR ASSY LF	 TE Part # 3-644894-3 03P CST100 SHRD HDR ASSY LF	 TE Part # CAT-104MTA-NVTHH Nylong Vertical PCB Header: 2.54mm, Through Hole, MTA 100
 TE Part # 3-644892-3 03P CST100 SHRD HDR ASSY LF	 TE Part # CAT-104MTA-PRBRH Polyester Right Angle PCB Header: 2.54mm, Breakaway, MTA 100	 TE Part # 3-644898-3 03P CST100 SHRD HDR ASSY LF	 TE Part # 3-644896-3 03P CST100 SHRD HDR ASSY LF
 TE Part # 3-644897-3 03P CST100 SHRD HDR ASSY LF			

Customers Also Bought





TE Part #1375820-2
Receptacle Housing: 2.54mm, 1 Row, CST-100 II



TE Part #1375819-2
CST-100 II CONTACT 15 GOLD PLT



TE Part #1375819-3
CST-100 II CONTACT 30 GOLD PLT



TE Part #1375819-1
CST-100 II CONTACT TIN PLT



TE Part #1-1658527-9
622-0641LF=FSKT IDC S 06 30AU



TE Part #1241380-2
AMP MCP, RECEPTACLE AND TAB



TE Part #964280-2
TIMER, RECEPTACLE AND TAB

Documents

Product Drawings
CST-100 II HOUSING 3 POS

English

CAD Files
3D PDF
3D
Customer View Model
ENG_CVM_CVM_1375820-3_A.2d_dxf.zip

English

Customer View Model
ENG_CVM_CVM_1375820-3_A.3d_igs.zip

English

Customer View Model
ENG_CVM_CVM_1375820-3_A.3d_stp.zip

English

By downloading the CAD file I accept and agree to the [Terms and Conditions](#) of use.

Product Specifications
Evaluation of .100 Inch Centerline Type II Crimp-Snap Terminal

English

Engineering Report

English

Product Environmental Compliance
MD_1375820-3_01302019812_dmttec

English



[MD_1375820-3_01302019812_dmtec](#)

English

Instruction Sheets

[Instruction Sheet \(U.S.\)](#)

English