

PCN-105D3MHZ,001B

✓ ACTIVE

OEG | OEG Slimline PCB Relay PCN

TE Internal #: 1721441-2

OEG Slimline PCB Relay PCN, Power Relays, Standard,  
Monostable, DC, 100 – 150mW Coil Power Rating Class, .01VA Coil  
Power Rating AC

[View on TE.com >](#)



Relays, Contactors & Switches > Relays > Power Relays > PCN 3A/5A SLIM PCB RELAY 5VDC



Power Relay Type: **Standard**  
Coil Magnetic System: **Monostable, DC**  
Coil Power Rating Class: **100 – 150 mW**  
Coil Power Rating AC: **.01 VA**  
Coil Power Rating DC: **120 mW**

[All PCN 3A/5A SLIM PCB RELAY 5VDC \(6\)](#)

Features

Product Type Features

Enclosure Type	Sealed
Power Relay Type	Standard

Configuration Features

Output Switching	Random
------------------	--------

Electrical Characteristics

Insulation Initial Dielectric Between Coil & Contact Class	2500 – 3000 V
Input Voltage Typical	0 – 5 VDC
Output Current Rating	0 – 3 Arms
Actuating System	DC
Insulation Initial Dielectric Between Open Contacts	750 Vrms
Contact Limiting Short-Time Current	3 A
Coil Power Rating	.12 W
Insulation Creepage Class	3 – 5.5 mm
Output Voltage Rating (AC Relays)	0 – 277 Vrms
Output Voltage Rating (DC Relays)	0 – 30 VDC
Insulation Initial Dielectric Between Adjacent Contacts	750 Vrms
Shock	100G's, 11ms



Insulation Initial Resistance	1000 MΩ
Insulation Initial Dielectric Between Contacts & Coil	3000 Vrms
Output Voltage (Max)	277 V
Contact Limiting Making Current	3 A
Insulation Creepage Between Contact & Coil	3.5 mm[.138 in]
Contact Limiting Continuous Current	3 A
Output Current (Min)	.1 A
Contact Limiting Breaking Current	3 A
Coil Current	.024 A
Coil Magnetic System	Monostable, DC
Coil Power Rating Class	100 – 150 mW
Coil Power Rating AC	.01 VA
Coil Power Rating DC	120 mW
Coil Resistance	208 Ω
Coil Special Features	UL Coil Insulation Class F
Coil Voltage Rating	5 VDC
Contact Switching Load (Min)	100mA @ 5V
Contact Switching Voltage (Max)	125 VDC
Contact Voltage Rating	30 VDC

Body Features

Insulation Special Features	4000V Initial Surge Withstand Voltage between Contacts & Coil, Tracking Index of Relay Base PTI600
Product Weight	3 g[.1058 oz]
Packaging Style	Panel Mount
Case Color	White

Contact Features

Contact Plating Material	Gold
Switch Arrangement	1 Form A (SPST-NO)
Contact Special Features	Bifurcated/Twin Contacts
Contact Arrangement	1 Form A (NO)
Contact Current Class	2 – 5 A, 16 A
Contact Current Rating (Max)	3 A
Contact Material	AgNi



Contact Number of Poles	1
Terminal Type	PCB-THT

Termination Features

Relay Termination Type	Printed Circuit Terminals
------------------------	---------------------------

Mechanical Attachment

Relay Mounting Type	Printed Circuit Board
---------------------	-----------------------

Dimensions

Length Class (Mechanical)	16 – 20 mm
Height Class (Mechanical)	12 – 13 mm
Insulation Clearance Between Contact & Coil	3.5 mm[.138 in]
Insulation Clearance Class	2.5 – 4 mm
Width Class (Mechanical)	0 – 6 mm
Product Width	5 mm[.197 in]
Product Length	20 mm[.787 in]
Product Height	12.5 mm[.492 in]

Usage Conditions

Environmental Ambient Temperature (Max)	85 °C[185 °F]
Environmental Ambient Temperature Class	70 – 85 °C
Operating Temperature Range	-40 – 85 °C[-40 – 185 °F][-40 – 185 °F]

Packaging Features

Packaging Method	Tube
------------------	------

Product Compliance

For compliance documentation, visit the product page on TE.com>

EU RoHS Directive 2011/65/EU	Compliant
EU ELV Directive 2000/53/EC	Compliant
China RoHS 2 Directive MIIT Order No 32, 2016	No Restricted Materials Above Threshold
EU REACH Regulation (EC) No. 1907/2006	Current ECHA Candidate List: JAN 2021 (211) Candidate List Declared Against: JAN 2021 (211) Does not contain REACH SVHC
Halogen Content	Not Low Halogen - contains Br or Cl > 900 ppm.



Solder Process Capability

Wave solder capable to 265°C

Product Compliance Disclaimer

This information is provided based on reasonable inquiry of our suppliers and represents our current actual knowledge based on the information they provided. This information is subject to change. The part numbers that TE has identified as EU RoHS compliant have a maximum concentration of 0.1% by weight in homogenous materials for lead, hexavalent chromium, mercury, PBB, PBDE, DBP, BBP, DEHP, DIBP, and 0.01% for cadmium, or qualify for an exemption to these limits as defined in the Annexes of Directive 2011/65/EU (RoHS2). Finished electrical and electronic equipment products will be CE marked as required by Directive 2011/65/EU. Components may not be CE marked. Additionally, the part numbers that TE has identified as EU ELV compliant have a maximum concentration of 0.1% by weight in homogenous materials for lead, hexavalent chromium, and mercury, and 0.01% for cadmium, or qualify for an exemption to these limits as defined in the Annexes of Directive 2000/53/EC (ELV). Regarding the REACH Regulation, the information TE provides on SVHC in articles for this part number is based on the latest European Chemicals Agency (ECHA) 'Guidance on requirements for substances in articles' posted at this URL: <https://echa.europa.eu/guidance-documents/guidance-on-reach>


Compatible Parts



TE Part # CAT-OE4-P299A

PCN 3A/5A SLIM PCB RELAY 3VDC

Also in the Series | OEG Slimline PCB Relay PCN




Power Relays(21)

Customers Also Bought



TE Part #1462000-1

AXICOM MT2 HIGH SENSITIVE




TE Part #1462037-9

Standard Signal Relay 2 Form C,2 CO Cont



TE Part #1461034-2

STD OEG Miniature PCB OJ/OJE Pow Relays



TE Part #1-1462038-9

Narrow Signal Relay 2 Form C, 2 CO Cont



TE Part #1-1419131-1  
OUAZ-SS-124L,900

TE Part #929505-5  
TIMER, CONNECTOR HOUSING

TE Part #1393162-5  
PT78603

TE Part #1393243-1  
RTE24005

TE Part #1393219-3  
PE014005

Documents

CAD Files

3D PDF

3D

Customer View Model

ENG\_CVM\_CVM\_1721441-2\_L.2d\_dxf.zip

English

Customer View Model

ENG\_CVM\_CVM\_1721441-2\_L.3d\_igs.zip

English

Customer View Model

ENG\_CVM\_CVM\_1721441-2\_L.3d\_stp.zip

English

By downloading the CAD file I accept and agree to the [Terms and Conditions](#) of use.

Datasheets & Catalog Pages

PCN Series Relay Data Sheet English

English

Industrial Relays Quick Reference Guide

English

Industrial Relays Quick Reference Guide

Japanese

Industrial Relays Quick Reference Guide

Product Specifications

PCN PACKAGE SPECIFICATION

English

Definitions, Handling, Processing, Testing and Use of Relays



English