



Terminals & Splices > Terminal Housings, Insulation Sleeves & Blocks > Crimp Terminal Housings



Terminal & Splice Type: **Tab**  
Housing Type: **Tab Housing**  
Number of Crimp Terminal Housing Positions: **3**  
Crimp Terminal Housing Terminal Orientation: **Straight**  
Crimp Terminal Housing UL Flammability Rating: **UL 94V-2**

Features

Product Type Features

Product Type	Terminal Housing
Terminates To	Wire & Cable
Housing Type	Tab Housing
Sealable	No
Insulated	No

Configuration Features

Number of Crimp Terminal Housing Positions	3
--	---

Body Features

Crimp Terminal Housing Housing Color	Natural
Crimp Terminal Housing Mating Retention	Without
Crimp Terminal Housing Mating Alignment	With

Contact Features

Terminal & Splice Type	Tab
Crimp Terminal Housing Terminal Orientation	Straight



Mechanical Attachment

Crimp Terminal Housing Mounting Style	Cable Mount (Free-Hanging)
---------------------------------------	----------------------------

Housing Features

Crimp Terminal Housing Housing Material	Polyamide
---	-----------

Dimensions

Length	31.7 mm[1.248 in]
Crimp Terminal Housing Centerline	6.35 mm[.25 in]

Usage Conditions

Operating Temperature Range	-40 – 105 °C[-40 – 221 °F]
-----------------------------	----------------------------

Industry Standards

Crimp Terminal Housing UL Flammability Rating	UL 94V-2
---	----------

Packaging Features

Packaging Quantity	2500
Crimp Terminal Housing Packaging Method	Carton

Product Compliance

For compliance documentation, visit the product page on TE.com>

EU RoHS Directive 2011/65/EU	Compliant
EU ELV Directive 2000/53/EC	Compliant
China RoHS 2 Directive MIIT Order No 32, 2016	No Restricted Materials Above Threshold
EU REACH Regulation (EC) No. 1907/2006	Current ECHA Candidate List: JAN 2021 (211) Candidate List Declared Against: JAN 2021 (211) Does not contain REACH SVHC
Halogen Content	Low Halogen - Br, Cl, F, I < 900 ppm per homogenous material. Also BFR/CFR/PVC Free
Solder Process Capability	Not applicable for solder process capability









Product Compliance Disclaimer

This information is provided based on reasonable inquiry of our suppliers and represents our current actual knowledge based on the information they provided. This information is subject to change. The part numbers that TE has identified as EU RoHS compliant have a maximum concentration of 0.1% by weight in homogenous materials for lead, hexavalent chromium, mercury, PBB, PBDE, DBP, BBP, DEHP, DIBP, and 0.01% for cadmium, or qualify for an exemption to these limits as defined in the Annexes of Directive 2011/65/EU (RoHS2). Finished electrical and electronic equipment products will be CE marked as required by Directive 2011/65/EU. Components may not be CE marked. Additionally, the part



numbers that TE has identified as EU ELV compliant have a maximum concentration of 0.1% by weight in homogenous materials for lead, hexavalent chromium, and mercury, and 0.01% for cadmium, or qualify for an exemption to these limits as defined in the Annexes of Directive 2000/53/EC (ELV). Regarding the REACH Regulation, the information TE provides on SVHC in articles for this part number is based on the latest European Chemicals Agency (ECHA) ‘Guidance on requirements for substances in articles’ posted at this URL: <https://echa.europa.eu/guidance-documents/guidance-on-reach>

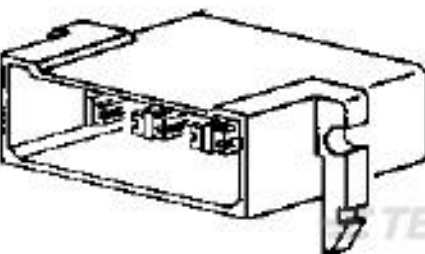

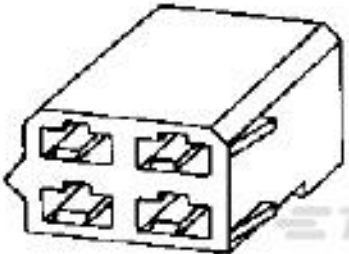

Compatible Parts

 <p>TE Part # 170340-1 FF 250 TAB 20-14AWG BR WITHOUT LATCH</p>	 <p>TE Part # 170341-3 FF 250 TAB 14-12AWG PTBR WITHOUT LATCH</p>	 <p>TE Part # 170349-2 FF 250 TAB 22-20AWG TPBR WITHOUT LATCH</p>	 <p>TE Part # 170340-3 FF 250 TAB 20-14AWG PTBR WITHOUT LATCH</p>
 <p>TE Part # 170341-1 FF 250 TAB 14-12AWG BR WITHOUT LATCH</p>	 <p>TE Part # 4-1377175-6 SMP 0-0180940-0</p>	 <p>TE Part # 170349-1 FF 250 TAB 22-20AWG BR WITHOUT LATCH</p>	 <p>TE Part # 2348943-1 FF 187&amp;250 TAB HSG 9P NYLON NAT</p>


Also in the Series | FASTIN-FASTON 250

 <p>Crimp Terminal Housings(216)</p>	 <p>Insertion &amp; Extraction Tools(2)</p>	 <p>PCB Terminals(2)</p>	 <p>Quick Disconnects(258)</p>
---	--	---	---


Customers Also Bought

 <p>TE Part #163008 FF 250 TAB HSG 8P NYLON CLEAR</p>	 <p>TE Part #180901 FF 250 TAB HSG 4P NYLON NAT</p>	 <p>TE Part #180900 FF 250 REC HSG 4P NYLON NAT</p>	 <p>TE Part #1-967622-6 TIMER, CONNECTOR HOUSING</p>
--	--	--	---

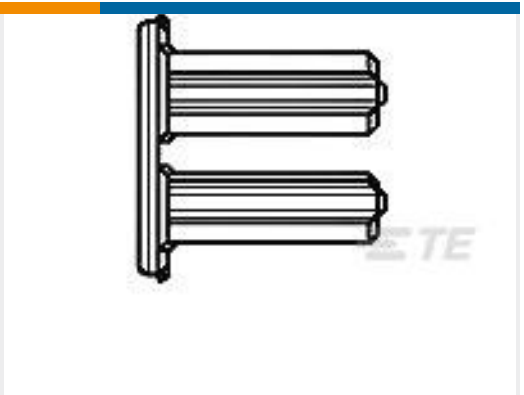





TE Part #1-967626-1  
AMP MCP, UNSEALED CONNECTOR HOUSING



TE Part #1-962842-1  
TIMER, RECEPTACLE AND TAB



TE Part #968271-1  
2. KONT-SICHERUNG 6P



TE Part #154565  
3 WAY PIN HOUSING M-N-L

Documents

Product Drawings

FF 250 TAB HSG 3P NYLON NAT

English

CAD Files

3D PDF

3D

Customer View Model

ENG\_CVM\_CVM\_180940\_T\_c-180940-t.2d\_dxf.zip

English

Customer View Model

ENG\_CVM\_CVM\_180940\_T\_c-180940-t.3d\_igs.zip

English

Customer View Model

ENG\_CVM\_CVM\_180940\_T\_c-180940-t.3d\_stp.zip

English

By downloading the CAD file I accept and agree to the [Terms and Conditions](#) of use.

Datasheets & Catalog Pages

FASTIN\_FASTON\_Product\_Line

English

White Paper: Nylon Discoloration

English

Product Specifications

Application Specification

English

Product Environmental Compliance

TE Material Declaration

English

Agency Approvals

UL Report

English