



Connectors > Automotive Connectors > Connector Accessories > Connector Caps & Covers



Protection & Strain Relief Accessory Type: **Cover Assembly**

Cable Exit Angle: **90° (Right Angle)**

Strain Relief: **With**

Primary Product Color: **Yellow**

Primary Product Material: **PBT GF**

Features

Product Type Features

Protection & Strain Relief Accessory Type	Cover Assembly
Connector System	Wire-to-Board, Wire-to-Device
Sealable	Yes

Configuration Features

Number of Positions	26
---------------------	----

Body Features

Cable Exit Angle	90° (Right Angle)
Primary Product Color	Yellow
Primary Product Material	PBT GF

Mechanical Attachment

Strain Relief	With
---------------	------

Usage Conditions

Operating Temperature (Max)	70 °C, 75 °C, 80 °C, 85 °C, 90 °C, 100 °C [158 °F][167 °F][176 °F][185 °F][194 °F][212 °F]
Operating Temperature Range	-40 – 100 °C[-40 – 212 °F]

Packaging Features

Packaging Quantity	800
--------------------	-----



Packaging Method

Box

Product Compliance

For compliance documentation, visit the product page on TE.com>

EU RoHS Directive 2011/65/EU	Compliant
EU ELV Directive 2000/53/EC	Compliant
China RoHS 2 Directive MIIT Order No 32, 2016	No Restricted Materials Above Threshold
EU REACH Regulation (EC) No. 1907/2006	Current ECHA Candidate List: JAN 2021 (211) Candidate List Declared Against: JAN 2021 (211) Does not contain REACH SVHC
Halogen Content	Low Halogen - Br, Cl, F, I < 900 ppm per homogenous material. Also BFR/CFR/PVC Free
Solder Process Capability	Not reviewed for solder process capability

Product Compliance Disclaimer

This information is provided based on reasonable inquiry of our suppliers and represents our current actual knowledge based on the information they provided. This information is subject to change. The part numbers that TE has identified as EU RoHS compliant have a maximum concentration of 0.1% by weight in homogenous materials for lead, hexavalent chromium, mercury, PBB, PBDE, DBP, BBP, DEHP, DIBP, and 0.01% for cadmium, or qualify for an exemption to these limits as defined in the Annexes of Directive 2011/65/EU (RoHS2). Finished electrical and electronic equipment products will be CE marked as required by Directive 2011/65/EU. Components may not be CE marked. Additionally, the part numbers that TE has identified as EU ELV compliant have a maximum concentration of 0.1% by weight in homogenous materials for lead, hexavalent chromium, and mercury, and 0.01% for cadmium, or qualify for an exemption to these limits as defined in the Annexes of Directive 2000/53/EC (ELV). Regarding the REACH Regulation, the information TE provides on SVHC in articles for this part number is based on the latest European Chemicals Agency (ECHA) 'Guidance on requirements for substances in articles' posted at this URL: <https://echa.europa.eu/guidance-documents/guidance-on-reach>

Compatible Parts



TE Part # CAT-SIGH262
SIGNAL HEADER



TE Part # 1801103-1
COVER ASSY, 26W, STRAIGHT, MQS



TE Part # CAT-M8793-CH8172
MQS, CONNECTOR HOUSING


Also in the Series | MQS



Automotive Connector Caps & Covers (133)



Automotive Connector EMC Shielding (2)



Automotive Connector Locks & Position Assurance(29)



Automotive Headers(207)



Automotive Housings(498)



Automotive Seals & Cavity Plugs(26)



Automotive Terminals(98)



Data Connectivity Headers(1)

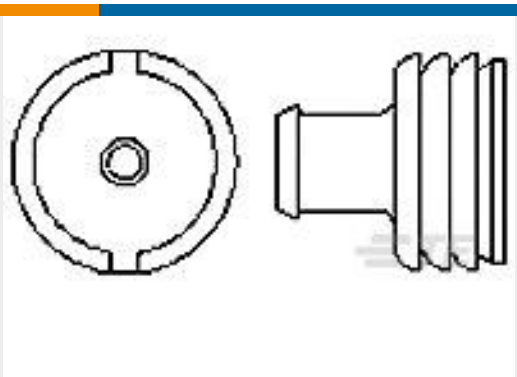


Insertion & Extraction Tools(42)



Other Automotive Connector Accessories(13)

Customers Also Bought



TE Part #967652-1
PQ BLINDSTOPFEN 8,5



TE Part #1394512-1
EINZELLEITDICHTG,BL



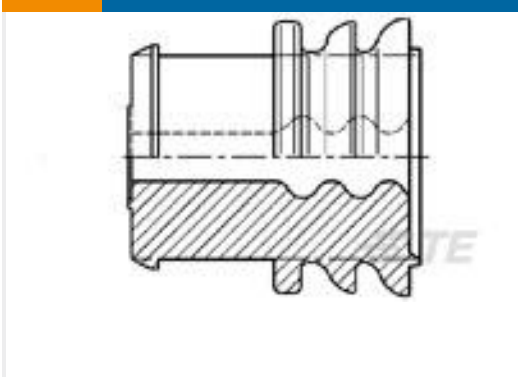
TE Part #1355526-2
MQS, CONNECTOR HOUSING



TE Part #1-963736-1
TIMER, RECEPTACLE AND TAB



TE Part #1379101-1
COV+LEV MQS 18W 90DEG BLK



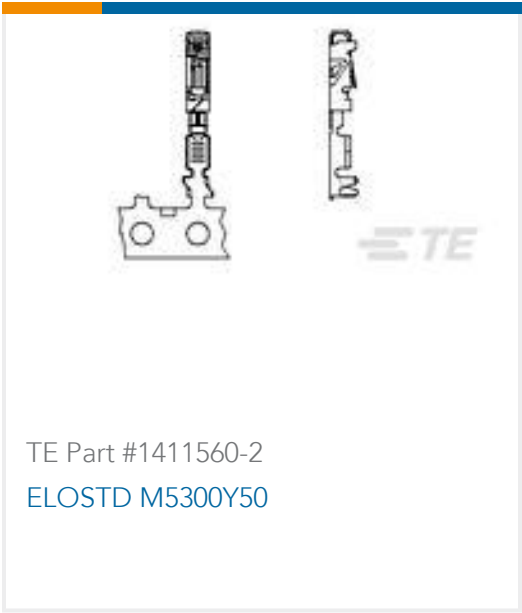
TE Part #100132-1
CAVITY PLUG



TE Part #1379100-1
COV+LEV MQS 18W 0DEG BLK



TE Part #1355528-2
MPQ 2.KONT-SICHNG8P



Documents

Product Drawings

26W MQS COVER ASSY YELLOW

English

CAD Files

3D PDF

3D

Customer View Model

ENG_CVM_CVM_185879-1_O.2d_dxf.zip

English

Customer View Model

ENG_CVM_CVM_185879-1_O.3d_igs.zip

English

Customer View Model

ENG_CVM_CVM_185879-1_O.3d_stp.zip

English

By downloading the CAD file I accept and agree to the [Terms and Conditions](#) of use.

Product Specifications

Product Specification

English

Instruction Sheets

Instruction Sheet (non U.S.)

English