



Connectors > Automotive Connectors > Connector Housings > HEAVY DUTY SEALED CONNECTOR HOUSINGS



Connector & Housing Type: **Housing for Female Terminals**

Mating Tab Width: **1.6 mm [.063 in]**

Connector System: **Wire-to-Wire**

Number of Positions: **12**

Centerline (Pitch): **4 mm [.157 in]**

[All HEAVY DUTY SEALED CONNECTOR HOUSINGS \(186\)](#)

Features

Product Type Features

| | |
|--------------------------|------------------------------|
| Connector & Housing Type | Housing for Female Terminals |
| Connector System | Wire-to-Wire |
| Sealable | Yes |
| Hybrid Connector | No |
| Primary Locking Feature | On the Terminal |

Configuration Features

| | |
|---------------------|----|
| Number of Positions | 12 |
| Number of Rows | 2 |

Electrical Characteristics

| | |
|------------------------------|------------------------|
| Operating Voltage | 60 VDC |
| Nominal Voltage Architecture | 12 V, 24 V, 42 V, 60 V |

Body Features



| | |
|-----------------------|--------|
| Cable Exit Angle | Other |
| Body Material | PBT GF |
| Primary Product Color | Black |

Contact Features

| | |
|------------------|-----------------|
| Mating Tab Width | 1.6 mm[.063 in] |
|------------------|-----------------|

Mechanical Attachment

| | |
|-----------------------------|-----------|
| Mounting Feature | Without |
| Terminal Position Assurance | Yes |
| Strain Relief | No |
| Mating Alignment Type | Polarized |

Housing Features

| | |
|--------------------|---------------|
| Centerline (Pitch) | 4 mm[.157 in] |
|--------------------|---------------|

Dimensions

| | |
|----------------|-------------------|
| Product Width | 25.7 mm[1.012 in] |
| Product Length | 54.1 mm[2.13 in] |
| Product Height | 31.25 mm[1.23 in] |

Usage Conditions

| | |
|-----------------------------|--|
| Operating Temperature (Max) | 70 °C, 80 °C, 85 °C, 90 °C, 100 °C, 105 °C, 110 °C, 120 °C, 125 °C, 130 °C, 140 °C[158 °F][167 °F][176 °F][185 °F][194 °F][212 °F][221 °F][230 °F][248 °F][257 °F][266 °F][284 °F] |
| Operating Temperature Range | -40 – 140 °C[-40 – 284 °F] |

Operation/Application

| | |
|---------------------|--------|
| Circuit Application | Signal |
|---------------------|--------|

Industry Standards

| | |
|------------------------|----------|
| Degree of Protection | IP67 |
| UL Flammability Rating | UL 94V-0 |

Packaging Features

| | |
|--------------------|-----|
| Packaging Quantity | 300 |
| Packaging Method | Box |

Other

| | |
|--------------------------------------|-----|
| Serviceable | Yes |
| Connector Position Assurance Capable | No |



Product Compliance

For compliance documentation, visit the product page on TE.com>

| | |
|---|---|
| EU RoHS Directive 2011/65/EU | Compliant |
| EU ELV Directive 2000/53/EC | Compliant |
| China RoHS 2 Directive MIIT Order No 32, 2016 | No Restricted Materials Above Threshold |
| EU REACH Regulation (EC) No. 1907/2006 | Current ECHA Candidate List: JAN 2021 (211) Candidate List Declared Against: JAN 2021 (211) Does not contain REACH SVHC |
| Halogen Content | Not Low Halogen - contains Br or Cl > 900 ppm. |
| Solder Process Capability | Not applicable for solder process capability |

Product Compliance Disclaimer

This information is provided based on reasonable inquiry of our suppliers and represents our current actual knowledge based on the information they provided. This information is subject to change. The part numbers that TE has identified as EU RoHS compliant have a maximum concentration of 0.1% by weight in homogenous materials for lead, hexavalent chromium, mercury, PBB, PBDE, DBP, BBP, DEHP, DIBP, and 0.01% for cadmium, or qualify for an exemption to these limits as defined in the Annexes of Directive 2011/65/EU (RoHS2). Finished electrical and electronic equipment products will be CE marked as required by Directive 2011/65/EU. Components may not be CE marked. Additionally, the part numbers that TE has identified as EU ELV compliant have a maximum concentration of 0.1% by weight in homogenous materials for lead, hexavalent chromium, and mercury, and 0.01% for cadmium, or qualify for an exemption to these limits as defined in the Annexes of Directive 2000/53/EC (ELV). Regarding the REACH Regulation, the information TE provides on SVHC in articles for this part number is based on the latest European Chemicals Agency (ECHA) 'Guidance on requirements for substances in articles' posted at this URL: <https://echa.europa.eu/guidance-documents/guidance-on-reach>

Compatible Parts



TE Part # CAT-H3399-C1748
HEAVY DUTY CONNECTORS
PROTECTION CAPS



TE Part # CAT-H3399-B128
HEAVY DUTY SEALED CONNECTOR
BACKSHELLS




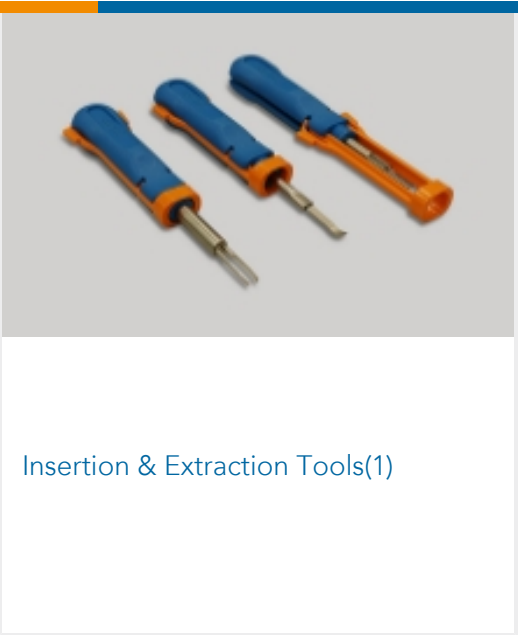
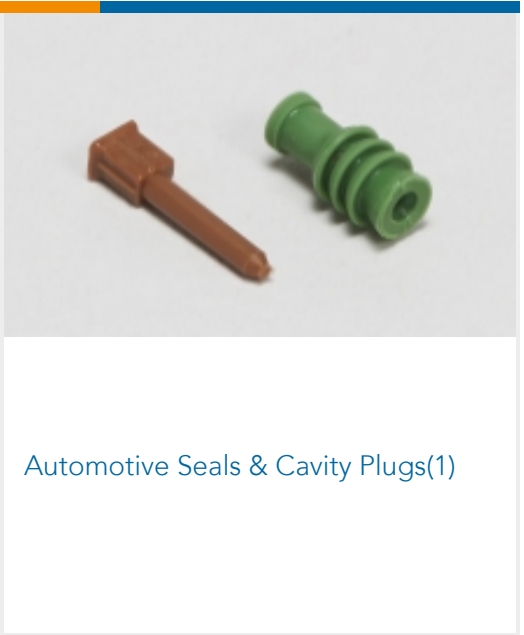
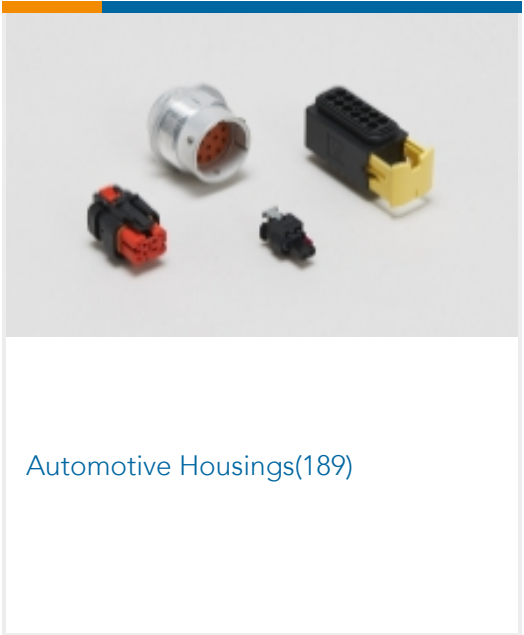
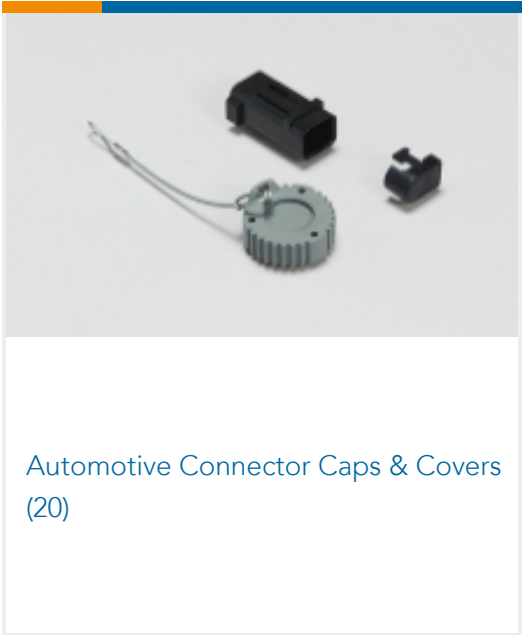
TE Part # CAT-AM705-T273
AMP MCP, RECEPTACLE AND TAB




TE Part # CAT-H3399-CH8172
HEAVY DUTY SEALED CONNECTOR
HOUSINGS



Also in the Series | Heavy Duty Sealed Connector Series



Customers Also Bought





Documents

Product Drawings

12POS,AMP MCP1.5K,REC HSG,ASSY,CODD

English

CAD Files

3D PDF

3D

Customer View Model

ENG_CVM_CVM_4-1703639-1_J.2d_dxf.zip

English

Customer View Model

ENG_CVM_CVM_4-1703639-1_J.3d_igs.zip

English

Customer View Model

ENG_CVM_CVM_4-1703639-1_J.3d_stp.zip

English

By downloading the CAD file I accept and agree to the [Terms and Conditions](#) of use.

Datasheets & Catalog Pages

ICT Terminals and Connectors Catalogue

English

HDSCS Catalog

English

CONNECTOR SELECTOR

English

Product Specifications

Application Specification

English