



M12 Connector

TE Internal #: T4110001041-000

M12 Connector, Standard Circular Connectors, Wire-to-Wire, 4 Position, Sealable, Wire & Cable, 4A Contact Current Rating (Max), Signal, PBT

[View on TE.com >](#)

Connectors > Circular Connectors > Standard Circular Connectors > M12 Field Installable Unshielded



Connector System: **Wire-to-Wire**
Number of Positions: **4**
Sealable: **Yes**
Connector & Contact Terminates To: **Wire & Cable**
Contact Current Rating (Max): **4 A**

[All M12 Field Installable Unshielded \(102\)](#)

Features

Product Type Features

Prewired	No
Product Type	Connector
Accessory Color	Black
Assembly Type	Electrical Connector
Connector System	Wire-to-Wire
Sealable	Yes
Connector & Contact Terminates To	Wire & Cable
Circular Connector Type	Receptacle
Shell Type	Plastic

Configuration Features

Factory Installed Backshell	No
Keying	A
Number of Positions	4



Number of Power Positions	0
Number of Signal Positions	4
Contacts Preloaded	Yes

Electrical Characteristics

Operating Voltage	250 VAC
-------------------	---------

Body Features

Peripheral Seal Material	Silicone
Environmental Protection	IP67
O-Ring Material	Silicone
Environmental Protection Type	Elastomer Sealed
Shell Base Material	PBT
Circular Connector Insulation Material Type	Polyamide 66 GF25

Contact Features

Contact Current Rating (Max)	4 A
Reverse Gender	No
Circular Connector Contact Type	Socket

Mechanical Attachment

Mating Retention Type	Threaded Coupling
Mating Alignment	With
Polarization Code	A
Mating Alignment Type	Keyed

Housing Features

Circular Connector Shell Size	20
-------------------------------	----

Dimensions

Wire Size	.82 – .2 mm²
-----------	--------------

Usage Conditions

IP Dust Sealing Level	6
IP Water Sealing Level	IP67
Operating Temperature Range	-40 – 85 °C[-40 – 185 °F][-40 – 185 °F]

Operation/Application

Durability Rating	100 Cycles
-------------------	------------



Circuit Application	Signal
Shielded	No

Industry Standards

UL Flammability Rating	HB
------------------------	----

Packaging Features

Packaging Quantity	1
--------------------	---

Other

Field Serviceable	Yes
-------------------	-----

Product Compliance

For compliance documentation, visit the product page on TE.com>

EU RoHS Directive 2011/65/EU	Compliant with Exemptions
EU ELV Directive 2000/53/EC	Compliant with Exemptions
China RoHS 2 Directive MIIT Order No 32, 2016	Restricted Materials Above Threshold
EU REACH Regulation (EC) No. 1907/2006	Current ECHA Candidate List: JAN 2021 (211) Candidate List Declared Against: JAN 2021 (211) SVHC > Threshold: Pb (4% in Component Part) Article Safe Usage Statements: Do not eat, drink or smoke when using this product. Wash thoroughly after handling. Recycle if possible and dispose of the article by following all applicable governmental regulations relevant to your geographic location.
Halogen Content	Not Low Halogen - contains Br or Cl > 900 ppm.
Solder Process Capability	Not applicable for solder process capability

Product Compliance Disclaimer

This information is provided based on reasonable inquiry of our suppliers and represents our current actual knowledge based on the information they provided. This information is subject to change. The part numbers that TE has identified as EU RoHS compliant have a maximum concentration of 0.1% by weight in homogenous materials for lead, hexavalent chromium, mercury, PBB, PBDE, DBP, BBP, DEHP, DIBP, and 0.01% for cadmium, or qualify for an exemption to these limits as defined in the Annexes of Directive 2011/65/EU (RoHS2). Finished electrical and electronic equipment products will be CE marked as required by Directive 2011/65/EU. Components may not be CE marked. Additionally, the part numbers that TE has identified as EU ELV compliant have a maximum concentration of 0.1% by weight in homogenous materials for lead, hexavalent chromium, and mercury, and 0.01% for cadmium, or qualify for an exemption to these limits as defined in the Annexes of Directive 2000/53/EC (ELV). Regarding the REACH Regulation, the information TE provides on SVHC in articles for this part number is based on the latest European Chemicals Agency (ECHA) 'Guidance on requirements for substances in articles' posted at this URL: <https://echa.europa.eu/guidance-documents/guidance-on-reach>

Compatible Parts



TE Part # CAT-C73765-M1H
M12 Panel Mount PCB



TE Part # CAT-C73765-M1F
M12 Panel Mount Wire




TE Part # T4111001041-000
RPC-M12-MS-4CON-PG7-MU



TE Part # 1838274-2
M12 Fld Ser CONN. Female Skt Sldr



TE Part # 1838276-2
M12 Plas Fld Ser CONN. Female Skt Sldr



TE Part # 3-2172062-2
M12.MALE.PNLREAR.AC0DE.4P.PCBSTAND.R/A



TE Part # 3-2172070-2
M12.MALE.PNLREAR.AC0DE.4P.PCBSTAND.STRT



TE Part # 2823064-1
M12-DUST CAP-FEMALE CONN-IP67-W/O SLEEVE



TE Part # CAT-C73765-M1G
M12 Panel Mount Solder Cups



TE Part # 2273051-1
M12 Male pnl Mld Rear Mt PG9 pigt A



TE Part # 1838420-2
M12 Mtl MALE PNL CONN. PCB, Front (Hex)



TE Part # T4130012041-001
M12,REAR MOUNT,MALE,A,4P, SOLDER WIRE



TE Part # T4140012041-100
M12,REAR MOUNT,M,A,4P,NO O-RING,NO NUT



TE Part # T4140016041-000
M12,REAR MOUNT,MALE,A,4P,M16, POTTING




TE Part # T4171010004-801
M12,REAR MOUNT,MALE,A,4P,0.2M WIRE




TE Part # T4171010004-802
M12,REAR MOUNT,MALE,A,4P,0.5M WIRE

Also in the Series | **M12 Connector**













Circular Connector Adapters(2)



Standard Circular Connectors(453)

Customers Also Bought



 <p>TE Part #1-2273029-4 M12 A-CODE FEMALE STRAIGHT PIGTAIL</p>	 <p>TE Part #1-2308349-4 CRIMP FLANGE FOR SIZE 1-3STD/1-4QL SHELL</p>	 <p>TE Part #1742883-1 187 FASTON, REC., 20-16 AWG, NPST</p>	 <p>TE Part #1-1625885-7 1W SM M/OX 5% 120R</p>
 <p>TE Part #1-2176163-5 UPF50 0.1% 5PPM 500R</p>	 <p>TE Part #1-2308290-1 QL-SET FOR VARIAN C VW REAR WALL MOUNTG</p>	 <p>TE Part #1879664-1 H8 1K15 0.1% 15PPM</p>	 <p>TE Part #T4171210004-001 M12 Panel Mount Wire</p>
 <p>TE Part #1310963001 ACW0219-0.50-0(NS)</p>	 <p>TE Part #1991116-1 M12 Male A-Code, Straight, XL-PE Cable</p>		

Documents

Product Drawings
M12,FEMALE,STRAIGHT,A CODE,4P,PG7,GOLD
English

CAD Files
3D PDF
3D
Customer View Model
ENG_CVM_CVM_T4110001041-000_A.2d_dxf.zip
English
Customer View Model
ENG_CVM_CVM_T4110001041-000_A.3d_igs.zip
English
Customer View Model
ENG_CVM_CVM_T4110001041-000_A.3d_stp.zip
English

By downloading the CAD file I accept and agree to the Terms and Conditions of use.

Datasheets & Catalog Pages



M8 / M12 Connector System Catalog

English

Product Specifications

Application Specification

English