



M12 Connector

TE Internal #: T4131012031-000

M12 Connector, Standard Circular Connectors, Wire-to-Panel, 3 Position, Sealable, Wire & Cable, 4A Contact Current Rating (Max), Signal, Nickel

[View on TE.com >](#)

Connectors > Circular Connectors > Standard Circular Connectors > M12 Panel Mount Solder Cups



Connector System: **Wire-to-Panel**
Number of Positions: **3**
Sealable: **Yes**
Connector & Contact Terminates To: **Wire & Cable**
Contact Current Rating (Max): **4 A**

[All M12 Panel Mount Solder Cups \(56\)](#)

Features

Product Type Features

Prewired	No
Product Type	Connector
Accessory Color	Black
Assembly Type	Electrical Connector
Connector System	Wire-to-Panel
Sealable	Yes
Connector & Contact Terminates To	Wire & Cable
Circular Connector Type	Receptacle
Shell Type	Metal

Configuration Features

Keying & Polarized Position Locations	A
Factory Installed Backshell	No
Keying	A



Number of Positions	3
Number of Power Positions	0
Number of Signal Positions	3
Contacts Preloaded	Yes

Electrical Characteristics

Operating Voltage	250 VAC
-------------------	---------

Body Features

Peripheral Seal Material	Silicone
Environmental Protection	IP67
O-Ring Material	Silicone
Environmental Protection Type	Elastomer Sealed
Shell Plating Material	Nickel
Shell Base Material	Copper Alloy
Circular Connector Insulation Material Type	Polyamide 66 GF25

Contact Features

Contact Current Rating (Max)	4 A
Reverse Gender	No
Circular Connector Contact Type	Socket

Mechanical Attachment

Mating Retention Type	Threaded Coupling
Mating Alignment	With
Polarization Code	A
Mating Alignment Type	Keyed

Housing Features

Circular Connector Shell Size	18
-------------------------------	----

Dimensions

Wire Size	.82 – .2 mm ²
-----------	--------------------------

Usage Conditions

IP Dust Sealing Level	6
IP Water Sealing Level	IP67
Operating Temperature Range	-40 – 85 °C[-40 – 185 °F][-40 – 185 °F]



Operation/Application

Durability Rating	100 Cycles
Circuit Application	Signal
Shielded	No

Industry Standards

UL Flammability Rating	HB
------------------------	----

Packaging Features

Packaging Quantity	1
--------------------	---

Other

Field Serviceable	Yes
-------------------	-----

Product Compliance

For compliance documentation, visit the product page on TE.com>

EU RoHS Directive 2011/65/EU	Compliant with Exemptions
EU ELV Directive 2000/53/EC	Compliant with Exemptions
China RoHS 2 Directive MIIT Order No 32, 2016	Restricted Materials Above Threshold
EU REACH Regulation (EC) No. 1907/2006	Current ECHA Candidate List: JAN 2021 (211) Candidate List Declared Against: JAN 2021 (211) SVHC > Threshold: Pb (4% in Alloy in Copper) Article Safe Usage Statements: Do not eat, drink or smoke when using this product. Wash thoroughly after handling. Recycle if possible and dispose of the article by following all applicable governmental regulations relevant to your geographic location.
Halogen Content	Not Yet Reviewed for halogen content
Solder Process Capability	Not applicable for solder process capability

Product Compliance Disclaimer

This information is provided based on reasonable inquiry of our suppliers and represents our current actual knowledge based on the information they provided. This information is subject to change. The part numbers that TE has identified as EU RoHS compliant have a maximum concentration of 0.1% by weight in homogenous materials for lead, hexavalent chromium, mercury, PBB, PBDE, DBP, BBP, DEHP, DIBP, and 0.01% for cadmium, or qualify for an exemption to these limits as defined in the Annexes of Directive 2011/65/EU (RoHS2). Finished electrical and electronic equipment products will be CE marked as required by Directive 2011/65/EU. Components may not be CE marked. Additionally, the part numbers that TE has identified as EU ELV compliant have a maximum concentration of 0.1% by weight in homogenous materials for lead, hexavalent chromium, and mercury, and 0.01% for cadmium, or qualify for an exemption to these limits as defined in the Annexes of Directive 2000/53/EC (ELV). Regarding the REACH Regulation, the information TE provides on SVHC in articles for this part number is based on the latest European Chemicals Agency (ECHA) 'Guidance on requirements for substances in articles' posted at this URL: <https://echa.europa.eu/guidance-documents/guidance-on-reach>




Compatible Parts




TE Part # CAT-C73765-M1E
M12 Field Installable Unshielded

Also in the Series | M12 Connector



Circular Connector Adapters(2)



Standard Circular Connectors(453)

Customers Also Bought



TE Part #1-2273004-1
M8 MALE STRAIGHT PIGTAIL



TE Part #2-320575-2
PIDG RING TONGUE TERMINALS



TE Part #2-2176051-5
Thick Film Resistor: Current Sense



TE Part #T4171330012-001
M12 Panel Mount Wire



TE Part #1-2329328-3
PB OFF/ON HC YLW M3 TERM. IP68




TE Part #1-2329360-0
PB OFF/ON RC BLU M2 TERM. IP68



TE Part #1-2176412-5
5W XSM M/OX 5% 20R



TE Part #1-647402-1
3.96mm Wire-to-board housing: receptacle, with mating alignment, SL 156



Documents

Product Drawings

M12,REAR MOUNT,FEMALE,A,3P,SOLDER WIRE

English

CAD Files

3D PDF

3D

Customer View Model

ENG_CVM_CVM_T4131012031-000_B.2d_dxf.zip

English

Customer View Model

ENG_CVM_CVM_T4131012031-000_B.3d_igs.zip

English

Customer View Model

ENG_CVM_CVM_T4131012031-000_B.3d_stp.zip

English

By downloading the CAD file I accept and agree to the [Terms and Conditions](#) of use.

Datasheets & Catalog Pages

M8 / M12 Connector System Catalog

English

Product Specifications

Application Specification

English

Agency Approvals

UL Report

English