

SVS Eco valve plug BI-11mm screw terminal

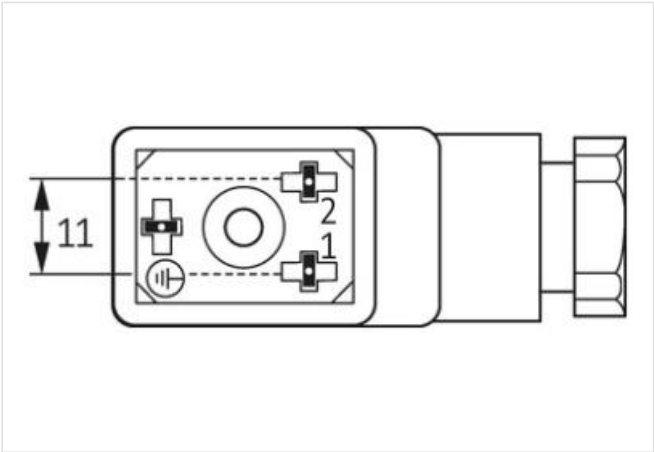
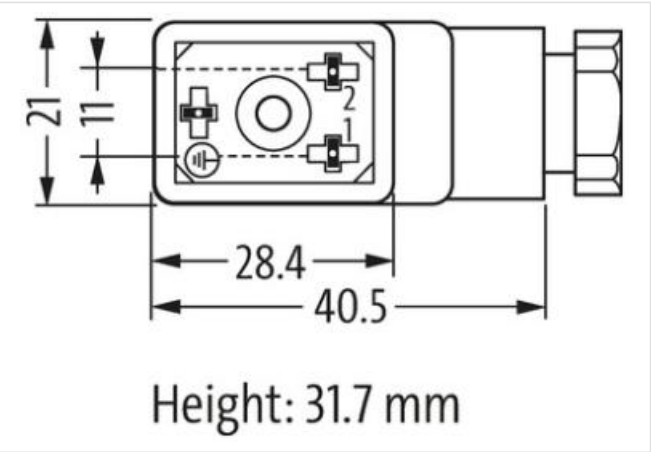
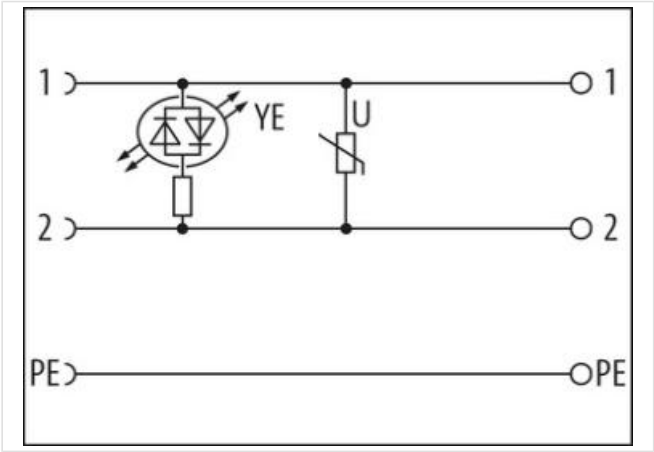
2-pol. + PE, 0,5 - 1,5mm², 6 - 8mm, LED+VDR 24V

Form BI (11 mm)  
24 V AC/DC ±15%  
LED and VDR  
metric  
field-wireable

Plastic housings with good resistance against chemicals and oils.  
The resistance to aggressive media should be individually tested for your application. Further details on request.

Link to Product

Illustration



Product may differ from Image



Side 1	
Mounting method	inserted, screwed
Degree of protection (EN IEC 60529)	IP65
Commercial data	

ECLASS-6.0	27279221
ECLASS-7.0	27440104
ECLASS-8.0	27440104
ECLASS-9.0	27440102
ECLASS-10.1	27440105
ECLASS-11.1	27440105
ECLASS-12.0	27440105
ETIM-5.0	EC002062
customs tariff number	85366990
GTIN	4048879187183
Packaging unit	1

#### Electrical data | Supply

Operating voltage AC	24 V
Operating voltage AC min.	20,4 V
Operating voltage AC max.	26,4 V
Operating voltage DC	24 V
Operating voltage DC min.	20,4 V
Operating voltage DC max.	26,4 V
Current operating per contact max.	1,5 A

#### Diagnostics

Status indication LED	yellow
-----------------------	--------

#### Installation

Connection cross section min.	0,5 mm <sup>2</sup>
Connection cross section max.	1,5 mm <sup>2</sup>

#### Installation | Connection

Tightening torque	0,4 Nm
Tightening torque clamping screw	0,2 Nm
Mounting set	M16 x 1.5

#### Installation | Pin assignment

No. of poles	2 + PE
--------------	--------

#### Device protection | Electrical

Additional condition protection degree	inserted, screwed
Additional suppressor	Varistor

#### Mechanical data | Material data

Color housing	opaque
Material gasket	NBR
Material housing	PA

#### Mechanical data | Mounting data

fastening screw	M3
Clamping range min.	6 mm
Clamping range max.	8 mm

#### Environmental characteristics | Climatic

Operating temperature min.	-40 °C
Operating temperature max.	90 °C

#### Important installation notes

Note on strain relief	Protect the connectors by suitable measures from mechanical loads, e.g. by the usage of cable ties.
Note on bending radius	<b>Attention:</b> Observe the permissible bending radii when laying cables, as the IP protection class can be endangered by excessive bending forces.