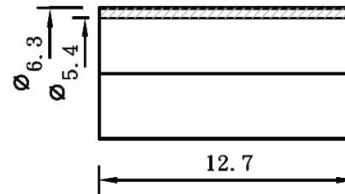
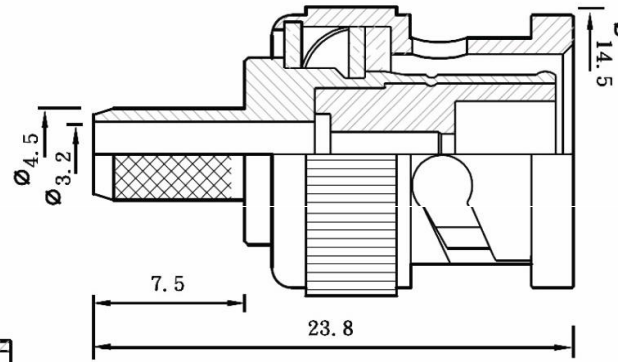
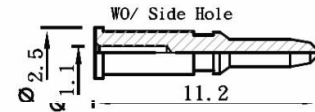


Datenblatt

NOTE: FINISH (PLATING THICKNESS IN MICRO-INCHES)

1. BRASS PER JIS-C3604
2. CONNECTOR INTERFACE PER MIL-STD-348A
3. PART TO BE CLEAN AND FREE BURRS
4. NICKEL PL 70 u" THICK OVER COPPER STRIKE
5. GOLD PL 1-3 u" OVER NICKEL PL 70 u" THICK



Impedance	50Ω
Frequency Range	0 to 4 GHz
Voltage Rating	500 volts peak
Dielectric Withstanding Voltage	1500 volts rms
VSWR	M39012 straight connectors: 1.3 max. 0-4GHz M39012 right angle: 1.3 max. 0-4GHz
Other (MIL-C-39012 Cable Connectors)	Contact resistance: center contact 1.5 milliohm outer contact 0.2 milliohm Insertion loss: 0.2db max at 3.0GHz Insulation resistance: 5000 mΩ (min)

5	Ferrule	Brass	Nickel
4	Shell	Zinc	Nickel
3	Insulator	Delrin	White
2	Contact	Brass	Gold
1	Body	Brass	Nickel
No	Description	Material	Finish

