



SPECIFICATION FOR APPROVAL

CUSTOMER: _____

DESCRIPTION: I.T.E. POWER SUPPLY REV: (A0)

MODEL NO: HK-AW-090A167-CP PART NO: HKSC-161217

DESIGNED NO: 161217-1217 DATE: DEC.17th.2016

CUSTOMER APPROVED SIGNATURES			VENDOR APPROVED SIGNATURES		
					

Ideal Power, 14 Larks Way, Tree Beech Enterprise Park, Gunn, Barnstaple, Devon, England EX32 7NZ

Web: www.idealpower.co.uk email: sales@idealpower.co.uk TEL +44 (0) 845 2603400 Fax +44 (0) 845 2603401



IDEALpower
experts in power conversion

SPECIFICATION CHANGE HISTORY

CUSTOMER			PART NO	HKSC-161217	
MODEL NO	HK-AW-090A167-CP		REV	(A0)	
REV	DATE	DESCRIPTION			REMARKS
A0	16.12.17	新發行承認書.(New issue.)			羅珍珍
SAFETY APPROVAL:		ENGINEER APPROVAL:			
		ELECTRICAL		STRUCTURAL	
張偉松		歐陽建瓊	王令彬	沈保良	



MODEL NO. :	HK-AW-090A167-CP	PAGE NO. :	1 OF 15
PART NO. :	HKSC-161217	ISSUED DATE:	2016.12.17
DESCRIPTION :	I.T.E. POWER SUPPLY	REV:	(A0)

CONTENTS

1. INTRODUCTION
2. INPUT REQUIREMENTS
3. OUTPUT REQUIREMENTS
4. EFFICIENCY
5. LINE REGULATION
6. HOLD UP TIME
7. TURN ON TIME
8. TEMPERATURE COEFFICIENT
9. DIELECTRIC STRENGTH (Hi-Pot) TEST
10. INSULATION RESISTANCE
11. PROTECTION
12. ENVIRONMENTAL CONDITIONS
13. EMI/ EMC
14. RELIABILITY AND QUALITY CONTROL
15. SAFETY
16. OVERALL DRAWING
17. USE SPECIFICATION
18. PACKING
19. MARKING



MODEL NO. :	HK-AW-090A167-CP	PAGE NO. :	2 OF 15
PART NO. :	HKSC-161217	ISSUED DATE:	2016.12.17
DESCRIPTION :	I.T.E. POWER SUPPLY	REV:	(A0)

1.0 INTRODUCTION

This document specifies a switching power supply with a output of +9V, and electronic process. The switching power supply will provide power for technology equipments including electrical business equipment. The adaptor meets the requirement of lead free and RoHS.

2.0 INPUT REQUIREMENTS

2.1 Input Voltage Range: 100(-10%)VAC to 240(+10%)VAC

2.2 Input Frequency Range: 47 Hz to 63 Hz

2.3 Input In-rush Current: 50A Max

2.4 Input Power Consumption at no-load : 0.1W Max

Test condition will be tested after No load operating for 30min then measure it.

2.5 Input Current: 0.4A Max

3.0 OUTPUT REQUIREMENTS

3.1 Output Voltage: +9V

3.2 Output Regulation: 8.55-9.45V

3.3 Output Load Range: 0-1.67A

3.4 Output Ripple & Noise: 200mV Max @20MHz bandwidth with
10UF/50V capacitance and 104/50V ceramic capacitor.

4.0 EFFICIENCY: $\geq 84.14\%$ @ average of 25/50/75/100% loads 115V&230VAC input

Test condition will be tested after full load operating for 30min then measure it.

5.0 LINE REGULATION: $\pm 2\%$ maximum

6.0 HOLD UP TIME: 10ms Min at 110VAC full load.

7.0 TURN ON TIME: 2S Max at 110VAC full load.



MODEL NO. :	HK-AW-090A167-CP	PAGE NO. :	3 OF 15
PART NO. :	HKSC-161217	ISSUED DATE:	2016.12.17
DESCRIPTION :	I.T.E. POWER SUPPLY	REV:	(A0)

8.0 TEMPERATURE COEFFICIENT: 0.05%/°C

9.0 DIELECTRIC STRENGTH (Hi-Pot) TEST

Primary to Secondary :AC 3000Vrms, 4 mA , 1 minute for type test, 2 second for production test.

10.0 INSULATION RESISTANCE

Primary to secondary: 50M OHM to 500VDC.

11.0 PROTECTION

11.1 Input Protection

The switching power supply has a 2 Amps inner current fuse to protect itself.

11.2 Output Protection

11.2.1 Output Current:

Overload conditions shall decrease the output voltage. Removal of an output overload shall provide automatic recovery for the output voltage.

11.2.2 Short Circuit Protection: Auto Recovery.



MODEL NO. :	HK-AW-090A167-CP	PAGE NO. :	4 OF 15
PART NO. :	HKSC-161217	ISSUED DATE:	2016.12.17
DESCRIPTION :	I.T.E. POWER SUPPLY	REV:	(A0)

12.0 ENVIRONMENTAL CONDITIONS

The switching power supply can withstand the following environmental conditions:

12.1 Storage Temperature: -20°C ~ +70 °C

Relative Humidity: 10% ~ 95%

12.2 Operation Temperature: 0°C ~ 40°C

Relative Humidity: 10% ~ 95%

13.0 EMI / EMC

The switching power supply has designed to meet the following safety standards:

FCC PART 15 Class B J55022(H22)

CISPR 22:2008(Ed 6.0)AS/NZS CISPR 22:2009+A1:2010; CISPR 24:2010(Ed 2.0)AS/NZS CISPR 24:2013

EN55022:2010/AC:2011 IEC61000-4-3:2006/A1:2007/A2:2010

EN61000-3-2:2014 IEC61000-4-4:2012

EN61000-3-3:2013 IEC61000-4-5:2014

EN55024:2010 IEC61000-4-5:2014

IEC61000-4-2:2008 IEC61000-4-6:2013

IEC61000-4-8:2009

IEC61000-4-11:2004

14.0 RELIABILITY AND QUALITY CONTROL

14.1 Burn-in

The burn-in test will be performed at least 2 hours at 40 centigrade degrees under full load condition.

14.2 MTBF

When the operation is complying with this specification, the switching power supply's MTBF will be 50,000 hours at 25 centigrade degrees.

15.0 SAFETY

The switching power supply has designed to meet the following safety standards:

UL 60950-1, 2nd Edition, 2014-10-14 CSA C22.2 NO.60950-1-07, 2nd Edition, 2014-10

EN60950-1:2006+A11+A12+A2 BS EN60950-1:2006+A2

AS/NZS 60950.1:2015

J60950-1(H27)

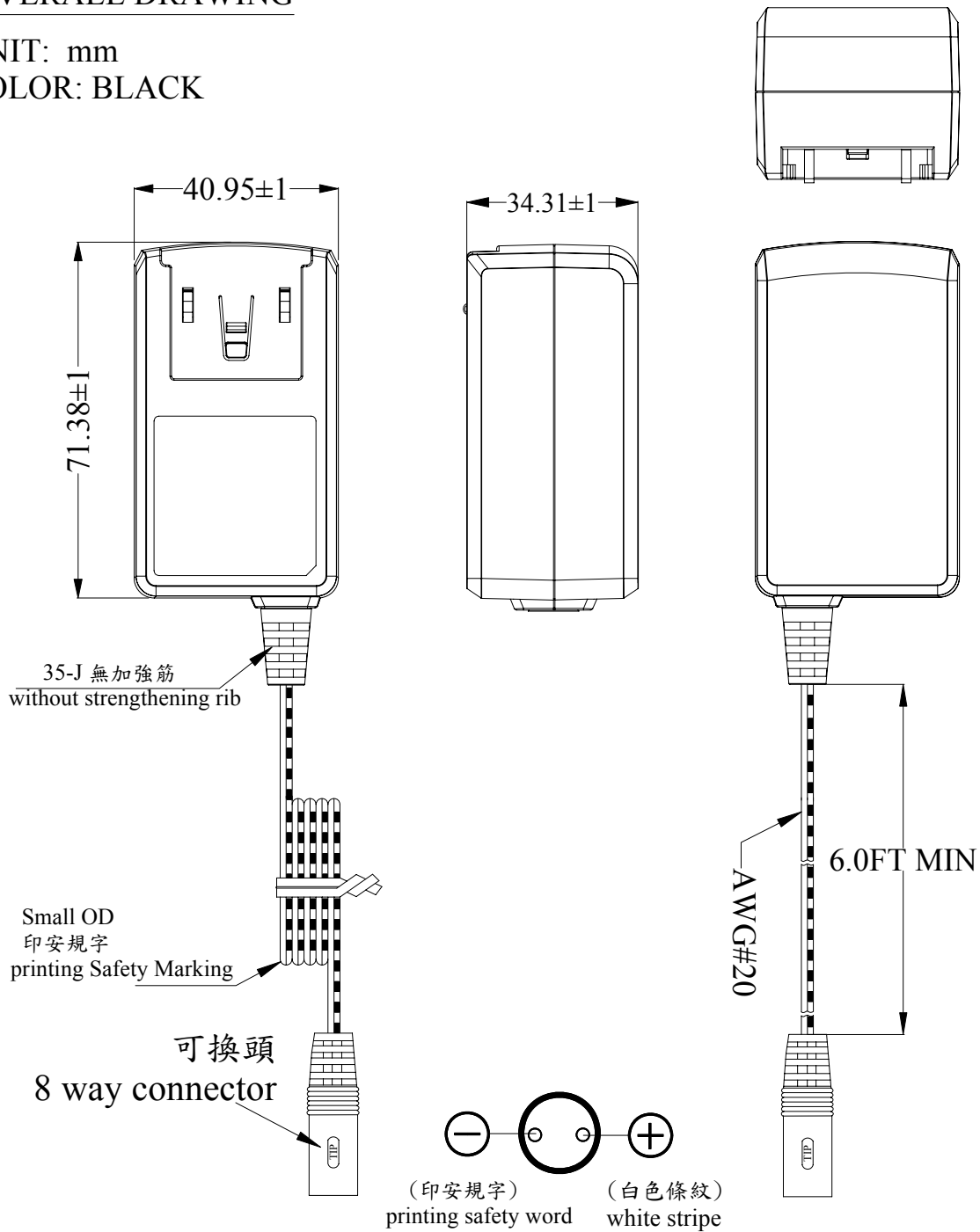


IDEALPOWER
experts in power conversion

MODEL NO. :	HK-AW-090A167-CP	PAGE NO. :	5 OF 15
PART NO. :	HKSC-161217	ISSUED DATE:	2016.12.17
DESCRIPTION :	I.T.E. POWER SUPPLY	REV:	(A0)

16. OVERALL DRAWING

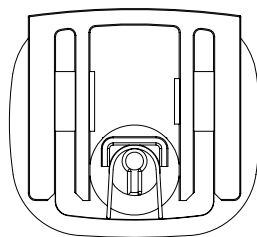
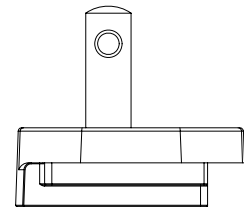
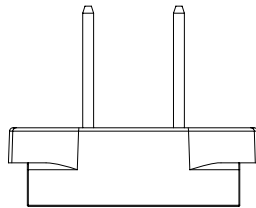
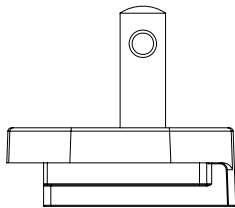
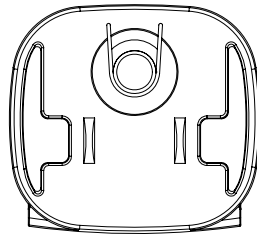
UNIT: mm
COLOR: BLACK





MODEL NO. :	HK-AW-090A167-CP	PAGE NO. :	6 OF 15
PART NO. :	HKSC-161217	ISSUED DATE:	2016.12.17
DESCRIPTION :	I.T.E. POWER SUPPLY	REV:	(A0)

UNIT: mm



UL

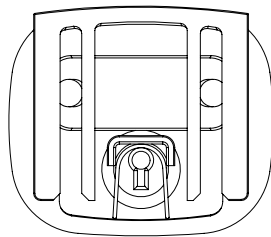
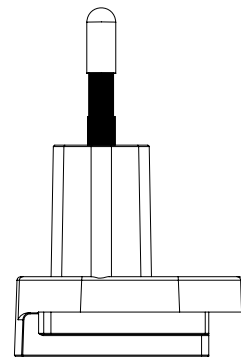
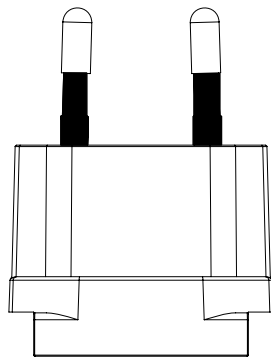
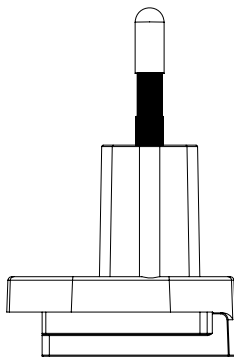
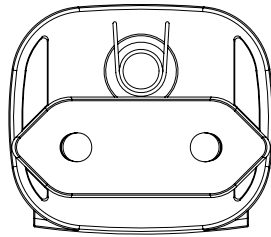


IDEALPOWER

experts in power conversion

MODEL NO. :	HK-AW-090A167-CP	PAGE NO. :	7 OF 15
PART NO. :	HKSC-161217	ISSUED DATE:	2016.12.17
DESCRIPTION :	I.T.E. POWER SUPPLY	REV:	(A0)

UNIT: mm



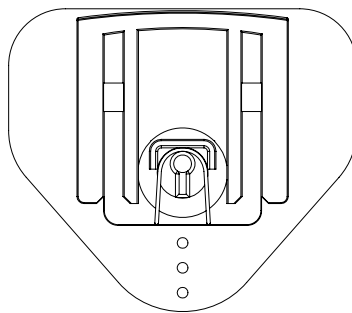
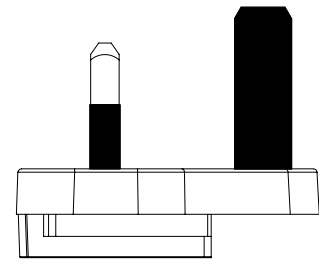
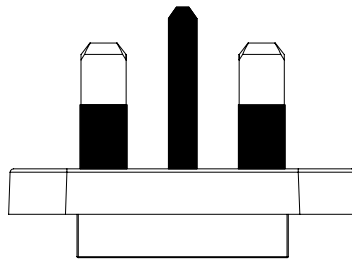
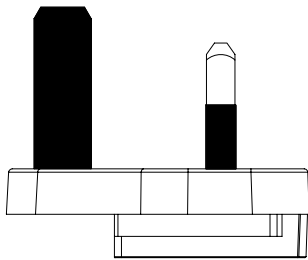
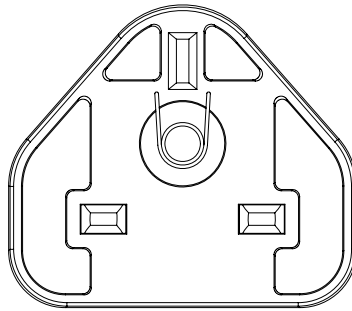
TUV



IDEALPOWER
experts in power conversion

MODEL NO. :	HK-AW-090A167-CP	PAGE NO. :	8 OF 15
PART NO. :	HKSC-161217	ISSUED DATE:	2016.12.17
DESCRIPTION :	I.T.E. POWER SUPPLY	REV:	(A0)

UNIT: mm

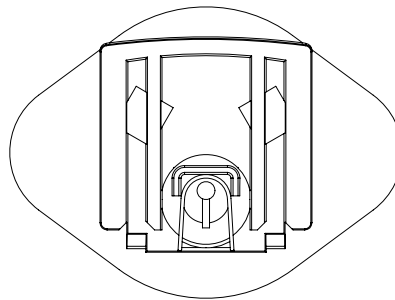
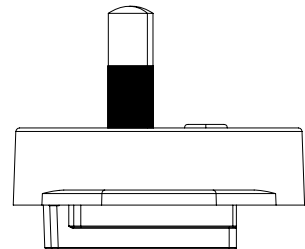
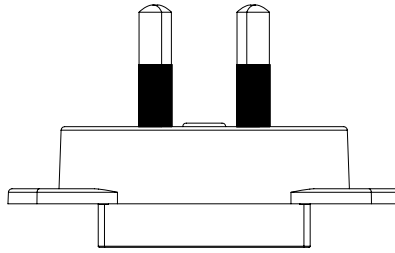
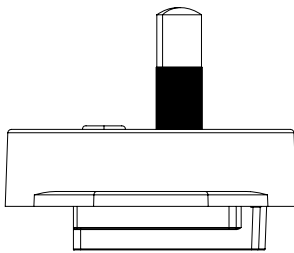
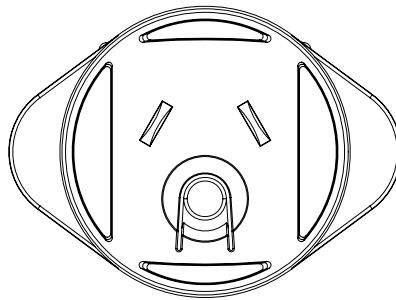


UK



MODEL NO. :	HK-AW-090A167-CP	PAGE NO. :	9 OF 15
PART NO. :	HKSC-161217	ISSUED DATE:	2016.12.17
DESCRIPTION :	I.T.E. POWER SUPPLY	REV:	(A0)

UNIT: mm



SAA

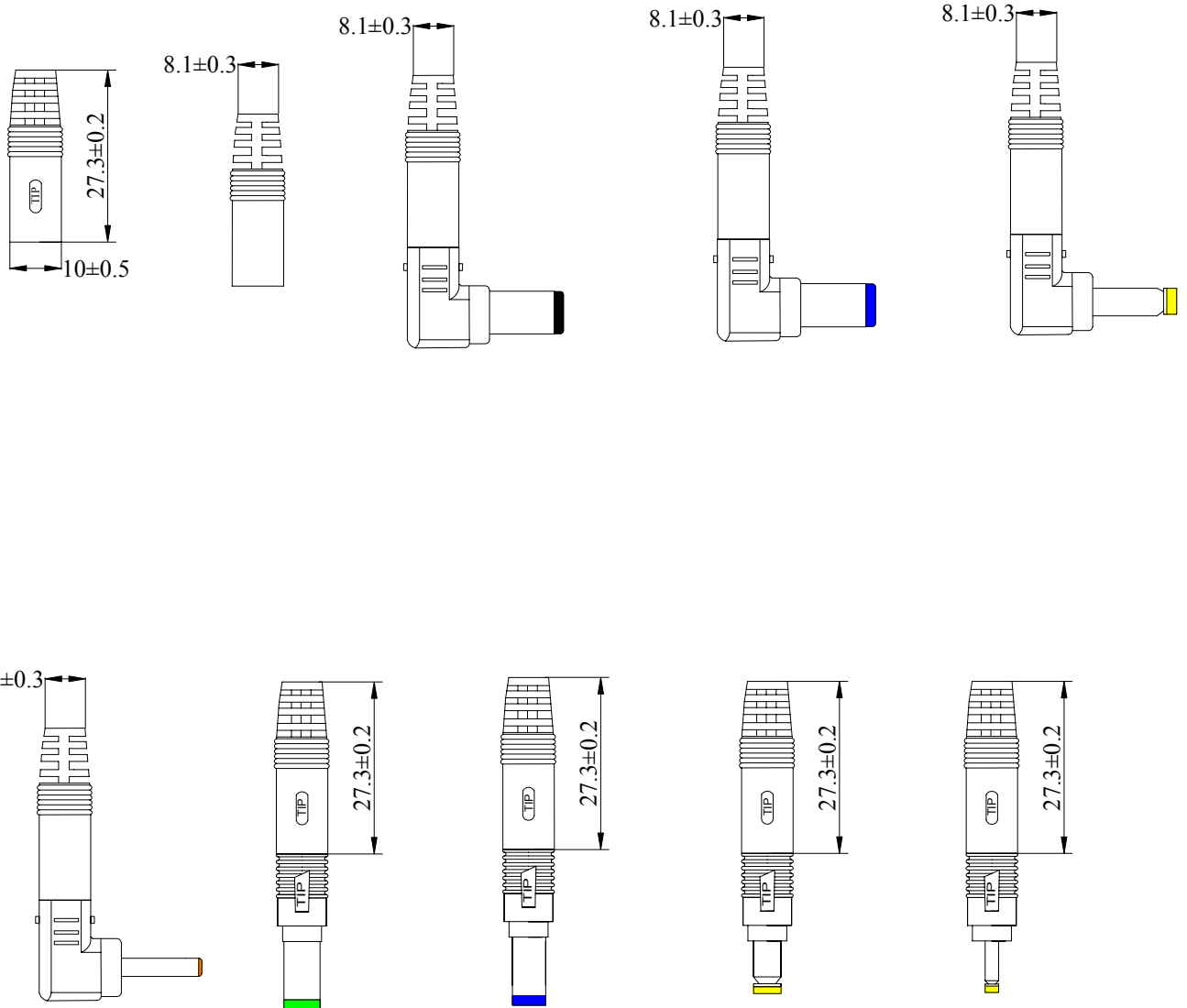


IDEALPOWER

experts in power conversion

MODEL NO. :	HK-AW-090A167-CP	PAGE NO. :	10 OF 15
PART NO. :	HKSC-161217	ISSUED DATE:	2016.12.17
DESCRIPTION :	I.T.E. POWER SUPPLY	REV:	(A0)

UNIT: mm





IDEALPOWER

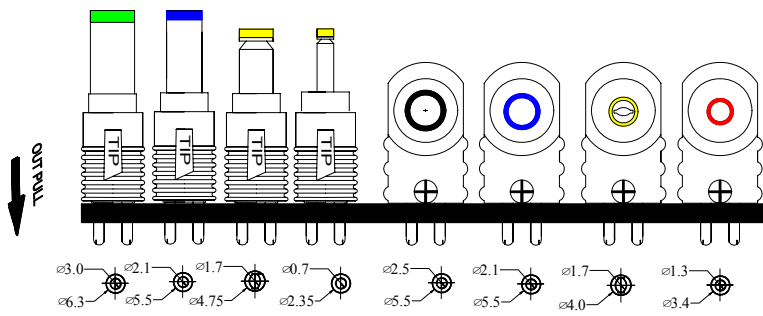
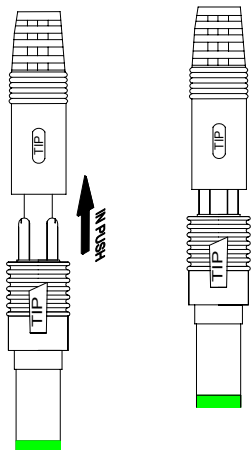
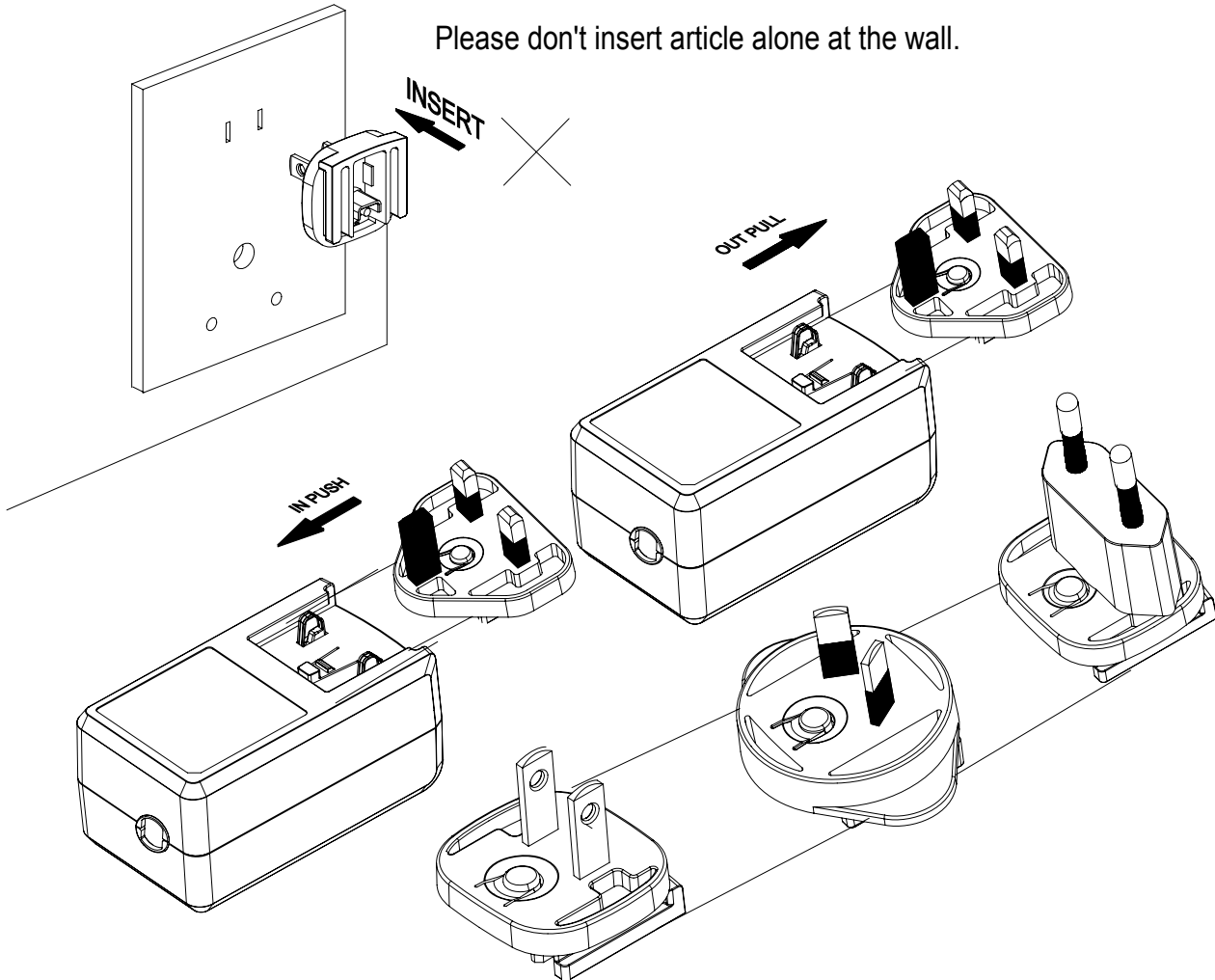
experts in power conversion

MODEL NO. :	HK-AW-090A167-CP	PAGE NO. :	11 OF 15
PART NO. :	HKSC-161217	ISSUED DATE:	2016.12.17
DESCRIPTION :	I.T.E. POWER SUPPLY	REV:	(A0)

UNIT: mm

WARNING!

Please don't insert article alone at the wall.



Instruction manual card

Output connector instructions.

Supplied by Ideal Power Ltd, Acorn House, Tree Beech Enterprise Park, Gunn, Barnstaple, Devon, England EX32 7NZ Tel. +44 (0) 845 2603400

Please ensure the correct polarity is observed before connecting to any user equipment.

Positive Inner

Positive Outer

Ideal Power, 14 Larks Way, Tree Beech Enterprise Park, Gunn, Barnstaple, Devon, England EX32 7NZ

Web: www.idealpower.co.uk email: sales@idealpower.co.uk TEL +44 (0) 845 2603400 Fax +44 (0) 845 2603400



MODEL NO. :	HK-AW-090A167-CP	PAGE NO. :	12 OF 15
PART NO. :	HKSC-161217	ISSUED DATE:	2016.12.17
DESCRIPTION :	I.T.E. POWER SUPPLY	REV:	(A0)

17. PACKING

17.1 Inner Box

UNIT: mm

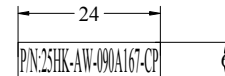
BOX(Normal BOX Corrugated BOX)

Length:115

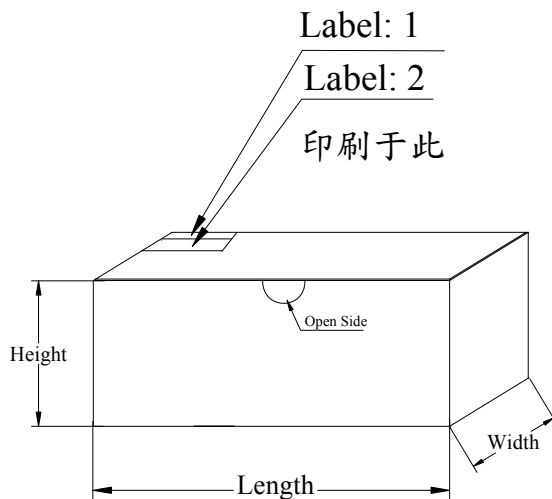
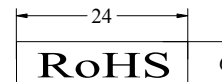
Width:77

Height:49

Label: 1



Label: 2



NOTICE:

Its probably different from the white box of the sample and the figure dimension.
The white box is used to pack during product.

注意:樣品使用的小白盒尺寸可能與此圖面尺寸不同,此圖面尺寸是用于生產時的包裝。



IDEALPOWER

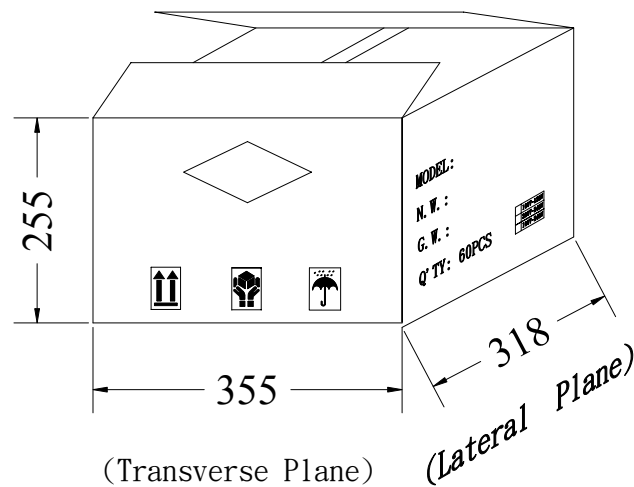
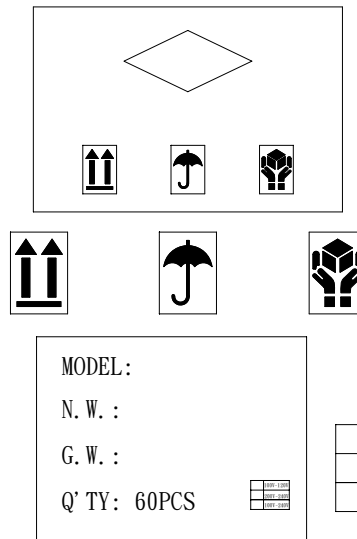
experts in power conversion

MODEL NO. :	HK-AW-090A167-CP	PAGE NO. :	13 OF 15
PART NO. :	HKSC-161217	ISSUED DATE:	2016.12.17
DESCRIPTION :	I.T.E. POWER SUPPLY	REV:	(A0)

17. PACKING

17.2 Carton

UNIT: mm





IDEALPOWER
experts in power conversion

MODEL NO. :	HK-AW-090A167-CP	PAGE NO. :	14 OF 15
PART NO. :	HKSC-161217	ISSUED DATE:	2016.12.17
DESCRIPTION :	I.T.E. POWER SUPPLY	REV:	(A0)

18. MARKING

100# CPC 壓花底+上光 NAME-PLATE:WHITE CHARACTERS BLACK BACKGROUND.

UNIT: mm $\overline{M M Y Y C}$
 month year
 made in China
 by Hon-kwang

