


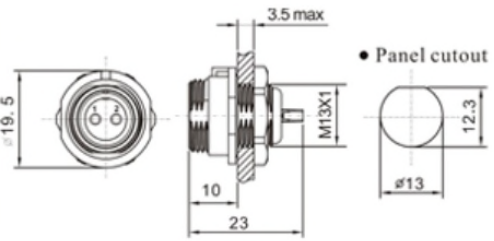
Cliffcon68 is an IP68 rated multipin connector for waterproof and rugged applications.


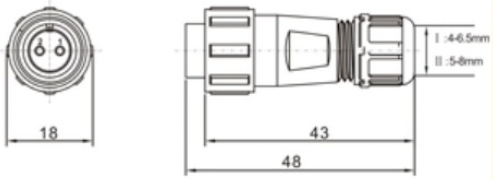
## FEATURES

- Panel hole cut-out size: 13mm
- IP68 for under water, outdoor and indoor
- CE & ROHS approval
- 2 to 9 gold-plated contacts (no 8 pin version)
- Sealing cap available for socket. Sold separately.

## SPECIFICATION

Coupling Type	Threaded coupling
IP Rating	IP68
Material	Plastic Shell Nylon66, fire resistance:V-0
Insert material	PPS max temperature 260°C, fire resistance:V-0
Contact material	Brass with gold plating
Termination	Solder
Cable OD	5-8mm
Mating cycle	> 500
Temperature range	-25~+85°C
Insulation resistance	2000MΩ

Picture	Description	Drawing
	Front Mount Male	

Picture	Description	Drawing
	Cable Connector Female	








**Cliff Electronic Components, Ltd.**  
 76 Holmethorpe Avenue, Holmethorpe Ind. Est.  
 Redhill, Surrey RH1 2PF. England  
**Tel:** +44 (0) 1737 771375  
**Fax:** +44 (0) 1737 766012  
**Email:** sales@cliffuk.co.uk



Visit us online at:

[www.cliffuk.co.uk](http://www.cliffuk.co.uk)

### Contact arrangement and spec for solder termination

Number of contact	2	3	4	5	6	7	9
Male contact face view							
Rated current (A)	13A	13A	5A	5A	5A	5A	3A
Contact diameter	∅ 1.6X2	∅1.6X3	∅ 1X4	∅1X5	∅1X6	∅ 1X7	∅ 0.7X9
Rated voltage (AC.V)	250V	250V	200V	180V	125V	125V	125V
Test voltage(AC.V) 1 min	1500V	1500V	1500V	1000V	1000V	1000V	1000V
Contact resistance $\leq \Omega$	2	2	5	5	5	5	10
Wire size $\leq \text{mm}^2$ /AWG	$\leq 2/14$	$\leq 2/14$	$\leq 0.785/18$	$\leq 0.785/18$	$\leq 0.785/18$	$\leq 0.785/18$	$\leq 0.785/18$

PART No.	DESCRIPTION	No PINS	CABLE OD
FM686802	CLIFFCON68 MALE PANEL SOCKET 2 PIN	2	N/A
FM686803	CLIFFCON68 MALE PANEL SOCKET 3 PIN	3	N/A
FM686804	CLIFFCON68 MALE PANEL SOCKET 4 PIN	4	N/A
FM686805	CLIFFCON68 MALE PANEL SOCKET 5 PIN	5	N/A
FM686806	CLIFFCON68 MALE PANEL SOCKET 6 PIN	6	N/A
FM686807	CLIFFCON68 MALE PANEL SOCKET 7 PIN	7	N/A
FM686809	CLIFFCON68 MALE PANEL SOCKET 9 PIN	9	N/A

PART No.	DESCRIPTION	No PINS	CABLE OD
FM686812	CLIFFCON68 FEMALE PLUG 2 PIN	2	5-8mm
FM686813	CLIFFCON68 FEMALE PLUG 3 PIN	3	5-8mm
FM686814	CLIFFCON68 FEMALE PLUG 4 PIN	4	5-8mm
FM686815	CLIFFCON68 FEMALE PLUG 5 PIN	5	5-8mm
FM686816	CLIFFCON68 FEMALE PLUG 6 PIN	6	5-8mm
FM686817	CLIFFCON68 FEMALE PLUG 7 PIN	7	5-8mm
FM686819	CLIFFCON68 FEMALE PLUG 9 PIN	9	5-8mm

PART No.	DESCRIPTION	No PINS	CABLE OD
FM686800	CLIFFCON68 SOCKET CAP	N/A	N/A