Terminal Strips 16 mm²/AWG 6 without Jumper Slot, Pin Spacings 10 mm/0.394 in and 15 mm/0.591 in; Series 2716

CAGE CLAMP®

Pin spacing 10 mm / 0.394 in
1.5 — 16 mm² | AWG 16 — 6
250 V/4 kV/3; 76 A | 300 V, 55 A
500 V/4 kV/2; 76 A
12 — 13 mm / 0.49 in

Pin spacing 15 mm / 0.591 in
1.5 — 16 mm² | AWG 16 — 6
630 V/8 kV/3; 76 A | 600 V, 65 A
1000 V/8 kV/2; 76 A
12 — 13 mm / 0.49 in





No. of poles	Item no.	Pack.-unit pcs	No. of poles	Item no.
Terminal strips, gray, with actuating lever, without jumper slot			**Terminal strips,** gray, with actuating lever, without jumper slot	
2	**2716-102**		2	**2716-202**
3	**2716-103**		3	**2716-203**
4	**2716-104**		4	**2716-204**
5	**2716-105**		5	**2716-205**
6	**2716-106**		6	**2716-206**
7	**2716-107**		7	**2716-207**
8	**2716-108**		8	**2716-208**
Other numbers of poles and pin spacings on request			For other lengths, please contact factory	
Additional item nos. for colored terminal blocks:			Additional item nos. for colored terminal blocks:	
blue	. . . /**000-006**		blue	. . . /**000-006**
light gray	. . . /**000-009**		light gray	. . . /**000-009**
green-yellow	. . . /**000-016**		green-yellow	. . . /**000-016**
light green	. . . /**000-017**		light green	. . . /**000-017**

Dimensions (in mm)

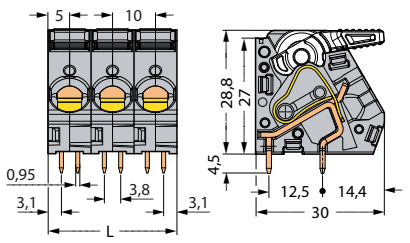

Diameter of drilled hole: $1.6^{+0.1}$ mm
L = (No. of poles x pin spacing) + 1.5 mm

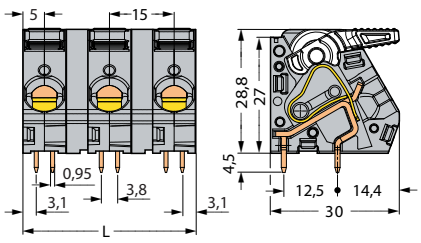

Diameter of drilled hole: $1.6^{+0.1}$ mm
L = (No. of poles x pin spacing) + 1.5 mm