

# PCB terminal block - SPT-THR 1,5/ 2-V-5,08 P20 R24 - 1823528

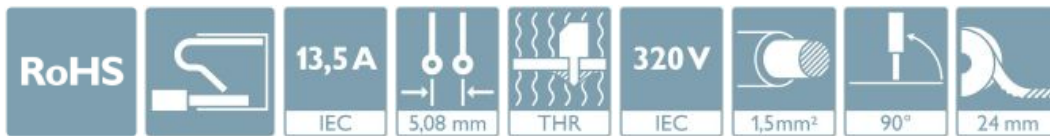
Please be informed that the data shown in this PDF Document is generated from our Online Catalog. Please find the complete data in the user's documentation. Our General Terms of Use for Downloads are valid (<http://phoenixcontact.com/download>)



PCB terminal block, nominal current: 13.5 A, rated voltage (III/2): 320 V, nominal cross section: 1.5 mm<sup>2</sup>, Number of potentials: 2, Number of rows: 1, Number of positions per row: 2, product range: SPT 1,5/..-V-THR, pitch: 5.08 mm, connection method: Push-in spring connection, mounting: THR soldering, conductor/ PCB connection direction: 90 °, color: black, Pin layout: Linear double pinning, Solder pin [P]: 2 mm, type of packaging: 24 mm wide tape

## Your advantages

- ✓ Time saving push-in connection, tools not required
- ✓ Defined contact force ensures that contact remains stable over the long term
- ✓ Intuitive use through colour coded actuation lever
- ✓ Designed for integration into the SMT soldering process
- ✓ Operation and conductor connection from one direction enable integration into front of device
- ✓ Quick and convenient testing using integrated test option
- ✓ Two solder pins reduce the mechanical strain on the soldering spots



## Key Commercial Data

Packing unit	200 pc
Minimum order quantity	200 pc
GTIN	
GTIN	4046356815345
Weight per Piece (excluding packing)	3.022 g
Custom tariff number	85369010
Country of origin	Poland
Sales Key	AAABJA

## Technical data

### Item properties

Brief article description	PCB terminal block
Range of articles	SPT 1,5/..-V-THR
Pitch	5.08 mm
Number of positions	2

# PCB terminal block - SPT-THR 1,5/ 2-V-5,08 P20 R24 - 1823528

## Technical data

### Item properties

Mounting type	THR soldering
Pin layout	Linear double pinning
Number of levels	1
Number of connections	2
Number of potentials	2

### Electrical parameters

Nominal current	13.5 A
Nom. voltage	320 V
Rated voltage (III/3)	250 V
Rated voltage (III/2)	320 V
Rated voltage (II/2)	500 V
Rated surge voltage (III/3)	4 kV
Rated surge voltage (III/2)	4 kV
Rated surge voltage (II/2)	4 kV

### Connection capacity

Connection method	Push-in spring connection
Conductor cross section solid	0.2 mm <sup>2</sup> ... 1.5 mm <sup>2</sup>
Conductor cross section flexible	0.2 mm <sup>2</sup> ... 1.5 mm <sup>2</sup>
Conductor cross section AWG / kcmil	24 ... 16
Conductor cross section flexible, with ferrule without plastic sleeve	0.2 mm <sup>2</sup> ... 1.5 mm <sup>2</sup>
Conductor cross section, flexible, with ferrule, with plastic sleeve	0.2 mm <sup>2</sup> ... 0.75 mm <sup>2</sup>
Stripping length	8 mm

### Material data - contact

Note	WEEE/RoHS-compliant, free of whiskers according to IEC 60068-2-82/ JEDEC JESD 201
Contact material	Cu alloy
Surface characteristics	hot-dip tin-plated
Metal surface terminal point (top layer)	Tin (4 - 8 µm Sn)
Metal surface soldering area (top layer)	Tin (4 - 8 µm Sn)

### Material data - housing

Housing color	black (9005)
Insulating material	LCP
Insulating material group	IIIa
CTI according to IEC 60112	175
Flammability rating according to UL 94	V0

### Dimensions for the product

Caption	Schematische Abbildung - weitere Details siehe Produktfamilienzeichnung im Download Center
Length [ l ]	7.7 mm

# PCB terminal block - SPT-THR 1,5/ 2-V-5,08 P20 R24 - 1823528

## Technical data

### Dimensions for the product

Width [ w ]	9.08 mm
Height [ h ]	15.6 mm
Pitch	5.08 mm
Height (without solder pin)	13.6 mm
Solder pin [P]	2 mm
Pin spacing	5.5 mm
Pin dimensions	0.7 x 0.3 mm

### Dimensions for PCB design

Hole diameter	1.1 mm
Pin spacing	5.5 mm

### Packaging information

Type of packaging	24 mm wide tape
Pieces per package	200
Denomination packing units	Pcs.
[W] tape width	24 mm
[A] coil diameter	330 mm
[W2] coil overall dimension	30.4 mm
Outer packaging type	Transparent-Bag
ESD level	(D) electrostatically conductive
Specification	DIN EN 61340-5-1 (VDE 0300-5-1): 2008-07

### General product information

Type of note	Assembly instruction:
Note	This item is not suitable for PCB cleaning with liquids.

### Processing notes

Process	Reflow/wave soldering
Specification	Following IPC/JEDEC J-STD-020D.1:2008-03
	Following IEC 61760-1:2006-04
	Following IEC 60068-2-58:2005-02
Moisture Sensitive Level	MSL 1
Classification temperature T <sub>c</sub>	260 °C
Solder cycles in the reflow	3

### Ambient conditions

Ambient temperature (storage/transport)	-40 °C ... 70 °C
Ambient temperature (assembly)	-5 °C ... 100 °C
Ambient temperature (operation)	-40 °C ... 100 °C (Depending on the current carrying capacity/derating curve)

### Termination and connection method

Connection test	IEC 60998-2-2:2002-12
-----------------	-----------------------

# PCB terminal block - SPT-THR 1,5/ 2-V-5,08 P20 R24 - 1823528

## Technical data

### Termination and connection method

Test result	Test passed
Test for conductor damage and slackening	IEC 60998-2-2:2002-12
	Test passed

### Pull-out test

Pull-out test	IEC 60998-2-2:2002-12
Conductor cross section / conductor type / tensile force	0.2 mm <sup>2</sup> / solid / > 10 N
	0.2 mm <sup>2</sup> / flexible / > 10 N
	1.5 mm <sup>2</sup> / solid / > 40 N
	1.5 mm <sup>2</sup> / flexible / > 40 N

### Mechanical tests according to standard

Test specification	IEC 60998-2-2 (in parts)
--------------------	--------------------------

### Electrical tests

Rated current	13.5 A
Conductor cross section	1.5 mm <sup>2</sup>
Rated voltage (III/2)	320 V
Rated surge voltage (III/2)	4 kV

### Air clearances and creepage distances

Clearances and creepage distances	IEC 60947-7-4:2013-08
Specification	IEC 60947-7-4:2013-08
Minimum clearance - inhomogeneous field (III/3)	3 mm
Minimum clearance - inhomogeneous field (III/2)	3 mm
Minimum clearance - inhomogeneous field (II/2)	3 mm
Minimum creepage distance value (III/3)	4 mm
Minimum creepage distance value (III/2)	3.2 mm
Minimum creepage distance value (II/2)	5 mm

### Temperature-rise test

Specification	IEC 60998-2-1:2002-12
Requirement temperature-rise test	Increase in temperature ≤ 45 K

### Current carrying capacity / derating curves

Caption	Type: SPT-THR 1,5/ 5-V-5,0(5,08) P26 Tested according to DIN EN 60512-5-2:2003-01 Reduction factor = 1 Number of positions: 5
---------	--

### Vibration test

Specification	IEC 60068-2-6:2007-12
Frequency	10 - 150 - 10 Hz
Sweep speed	1 octave/min
Amplitude	0.35 mm (10 - 60.1 Hz)
Acceleration	5 g (60.1 - 150 Hz)

# PCB terminal block - SPT-THR 1,5/ 2-V-5,08 P20 R24 - 1823528

## Technical data

### Vibration test

Test duration per axis	2.5 h
------------------------	-------

### Insulation resistance

Specification	IEC 60998-1:2002-12
Result	Test passed
Insulation resistance, neighboring positions	1 TΩ

### Glow-wire test

Specification	IEC 60998-1:2002-12
Temperature	850 °C
Time of exposure	5 s

### Mechanical strength/tumbling barrel test

Specification	IEC 60998-1:2002-12
Number of drop cycles	50

### Standards and Regulations

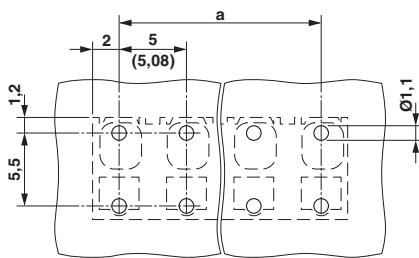
Flammability rating according to UL 94	V0
--	----

### Environmental Product Compliance

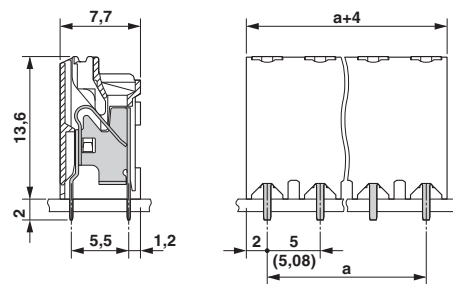
China RoHS	Environmentally friendly use period: unlimited = EFUP-e
	No hazardous substances above threshold values

## Drawings

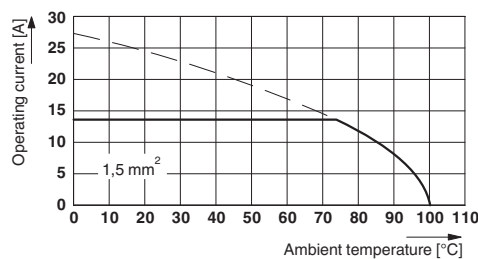
Drilling diagram



Dimensional drawing



Diagram



# PCB terminal block - SPT-THR 1,5/ 2-V-5,08 P20 R24 - 1823528

Tested according to DIN EN 60512-5-2:2003-01

Reduction factor = 1

Number of positions: 5

## Classifications

### eCl@ss

eCl@ss 10.0.1	27440401
eCl@ss 11.0	27460101
eCl@ss 4.0	27141100
eCl@ss 4.1	27141100
eCl@ss 5.0	27141100
eCl@ss 5.1	27261100
eCl@ss 6.0	27261100
eCl@ss 7.0	27440401
eCl@ss 9.0	27440401

### ETIM

ETIM 3.0	EC001121
ETIM 4.0	EC002643
ETIM 5.0	EC002643
ETIM 6.0	EC002643
ETIM 7.0	EC002643

### UNSPSC

UNSPSC 6.01	30211801
UNSPSC 7.0901	39121432
UNSPSC 11	39121432
UNSPSC 12.01	39121432
UNSPSC 13.2	39121432
UNSPSC 18.0	39121432
UNSPSC 19.0	39121432
UNSPSC 20.0	39121432
UNSPSC 21.0	39121432

## Approvals

### Approvals

---

Approvals

VDE Zeichengenehmigung / IECB Scheme / EAC / cULus Recognized

---

Ex Approvals

---

# PCB terminal block - SPT-THR 1,5/ 2-V-5,08 P20 R24 - 1823528

## Approvals

### Approval details

VDE Zeichengenehmigung		<a href="http://www2.vde.com/de/Institut/Online-Service/VDE-gepruefteProdukte/Seiten/Online-Suche.aspx">http://www2.vde.com/de/Institut/Online-Service/VDE-gepruefteProdukte/Seiten/Online-Suche.aspx</a>	40046113
Nominal voltage UN	320 V		
Nominal current IN	13.5 A		
mm <sup>2</sup> /AWG/kcmil	0.2-1.5		

IECEE CB Scheme		<a href="http://www.iecee.org/">http://www.iecee.org/</a>	DE1-60621
Nominal voltage UN	320 V		
Nominal current IN	13.5 A		
mm <sup>2</sup> /AWG/kcmil	0.2-1.5		

EAC		B.01687
-----	--	---------

cULus Recognized		<a href="http://database.ul.com/cgi-bin/XYV/template/LISEXT/1FRAME/index.htm">http://database.ul.com/cgi-bin/XYV/template/LISEXT/1FRAME/index.htm</a>	E60425-20061129
	B	D	
Nominal voltage UN	300 V	300 V	
Nominal current IN	10 A	10 A	
mm <sup>2</sup> /AWG/kcmil	24-16	24-16	

## Accessories

### Accessories

#### Cable end sleeve

Ferrule - A 0,5 - 8 - 3202481



Ferrule, length: 8 mm, color: silver

## PCB terminal block - SPT-THR 1,5/ 2-V-5,08 P20 R24 - 1823528

### Accessories

Ferrule - A 0,75- 8 - 3202504



Ferrule, length: 8 mm, color: silver

---

Ferrule - A 1 - 8 - 3202517



Ferrule, length: 8 mm, color: silver

---

Ferrule - AI 0,25- 8 YE - 3203037



Ferrule, sleeve length: 8 mm, length: 12.5 mm, color: yellow

---

Ferrule - AI 0,5 - 8 WH - 3200014



Ferrule, sleeve length: 8 mm, length: 14 mm, color: white

---

Ferrule - AI 0,5 - 8 WH -1000 - 3200881



Ferrule, sleeve length: 8 mm, length: 14 mm, color: white

---



## PCB terminal block - SPT-THR 1,5/ 2-V-5,08 P20 R24 - 1823528

### Accessories

Ferrule - AI 0,75- 8 GY - 3200519



Ferrule, sleeve length: 8 mm, length: 14 mm, color: gray

---

Ferrule - AI 0,75- 8 GY -1000 - 3200894



Ferrule, sleeve length: 8 mm, length: 14 mm, color: gray

---

### Crimping tool

Crimping pliers - CRIMPFOX 6 - 1212034



Crimping pliers, for ferrules without insulating collar according to DIN 46228 Part 1 and ferrules with insulating collar according to DIN 46228 Part 4, 0.25 mm<sup>2</sup> ... 6.0 mm<sup>2</sup>, lateral entry, trapezoidal crimp

---

### Printed circuit board terminal

Sample set - SAMPLE SPT-THR 1,5/ 2-V-5,08 - 1843168



PCB terminal block, nominal current: 13.5 A, rated voltage (III/2): 320 V, nominal cross section: 1.5 mm<sup>2</sup>, Number of potentials: 2, Number of rows: 1, Number of positions per row: 2, product range: SPT 1,5/..-V-THR, pitch: 5.08 mm, connection method: Push-in spring connection, mounting: THR soldering, conductor/PCB connection direction: 90 °, color: black, Pin layout: Linear double pinning, Solder pin [P]: 2 mm, type of packaging: packed in cardboard. SAMPLE set with 5 items in belt section. When used as part of soldering process, please use items without SAMPLE marking

---

### Screwdriver tools

Screwdriver - SZS 0,4X2,5 VDE - 1205037



Screwdriver, slot-headed, VDE insulated, size: 0.4 x 2.5 x 80 mm, 2-component grip, with non-slip grip

---

