

SH-8EPC58A8LB1S - Cable connector



1621533

<https://www.phoenixcontact.com/pc/products/1621533>

Please be informed that the data shown in this PDF document is generated from our online catalog. Please find the complete data in the user documentation. Our general terms of use for downloads are valid.



M23, Cable connector, series: SH, straight long, shielded: yes, SPEEDCON, No. of pos.: 4+4+4+PE / 3+N+PE, Direction of rotation: Standard, contact connection type: Pin, Crimp connection, cable diameter range: 15 mm ... 18 mm, coding: N, Alternative product in accordance with RoHS II without Exemption 6c (Pb < 0.1 %) item no.: 1244429

Your advantages

- Transmission of signals, data, and power in just a single connector
- CAT5 data interface for up to 100 Mbps
- Reduced connection time with optional SPEEDCON fast locking system
- Safe use in the field, thanks to high degree of protection
- Consistent EMC protection for reliable connection solutions in the industrial environment

Commercial data

Item number	1621533
Packing unit	1 pc
Minimum order quantity	1 pc
Product key	ABRCDB
Catalog page	Page 118 (C-2-2019)
GTIN	4046356936569
Weight per piece (including packing)	135.5 g
Weight per piece (excluding packing)	130.8 g
Customs tariff number	85366990
Country of origin	DE

SH-8EPC58A8LB1S - Cable connector



1621533

<https://www.phoenixcontact.com/pc/products/1621533>

Technical data

Notes

Safety note

Safety note

WARNING: The connectors may not be plugged in or disconnected under load. Ignoring the warning or improper use may damage persons and/or property.

- WARNING: Commission properly functioning products only. The products must be regularly inspected for damage. Decommission defective products immediately. Replace damaged products. Repairs are not possible.

- WARNING: Only electrically qualified personnel may install and operate the product. They must observe the following safety notes. The qualified personnel must be familiar with the basics of electrical engineering. They must be able to recognize and prevent danger. The relevant symbol on the packaging indicates that only personnel familiar with electrical engineering are allowed to install and operate the product.

- The products are suitable for applications in plant, controller, and electrical device engineering.

- When operating the connectors in outdoor applications, they must be separately protected against environmental influences.

- Assembled products may not be manipulated or improperly opened.

- Only use mating connectors that are specified in the technical data of the standards listed (e.g. the ones listed in the product accessories online at [phoenixcontact.com/products](https://www.phoenixcontact.com/products)).

- When using the product in direct connection with third-party manufacturers, the user is responsible.

- For operating voltages > 50 V AC, conductive connector housings must be grounded

- Ensure that the protective or functional ground has been properly connected.

- VDE 0100/1.97 § 411.1.3.2 and DIN EN 60 204/11.98 § 14.1.3 are applicable when combining several circuits in a cable and/or connector

- Only use tools recommended by Phoenix Contact

- The installation notes/Design In documents online on the download page at [phoenixcontact.com/products](https://www.phoenixcontact.com/products) must be observed for this product.

- Operate the connector only when it is fully plugged in and interlocked.

- Ensure that when laying the cable, the tensile load on the connectors does not exceed the upper limit specified in the standards.

- Observe the minimum bending radius of the cable. Lay the cable without twisting it.

- The connector warms up in normal operation. Depending on the ambient conditions, the surface of the connector can continue to warm up. In this case, the user is responsible for posting warnings (e.g. DIN EN ISO 13732-1:2008-12).

SH-8EPC58A8LB1S - Cable connector



1621533

<https://www.phoenixcontact.com/pc/products/1621533>

Product properties

Product type	Circular connector (cable-side)
Data management status	
Article revision	13

Connector

Insulating body

Note	Order information: Crimp contacts, 4x Ø 0.8 mm, 4x Ø 1 mm, 5x Ø 2 mm, order separately
Protection against electric shock	IEC 61984 and VDE 0623
Data rate	100 Mbps
Coding	N
Insulation body material	PA 6.6
Insertion/withdrawal cycles	100
Connection method	Crimp connection
Contact switching type	Pin
Application	Hybrid
Number of positions	13
Direction of rotation	Standard
Connection profile	4+4+4+PE / 3+N+PE
Contact diameter Power contacts	2 mm
Litz wire cross-section Power contacts min.	0.25 mm ²
Litz wire cross-section Power contacts max.	4 mm ²
Rated current Power contacts	30 A
Note	for max. connection cross section
Rated surge voltage	6 kV
Rated voltage (II/3) power contact	850 V DC
Rated voltage (III/3) power contact	630 V AC
Contact diameter Signal contacts	1 mm
Litz wire cross-section Signal contacts min.	0.06 mm ²
Litz wire cross-section Signal contacts max.	1 mm ²
Nominal current per signal contact	8 A
Note	for max. connection cross section
Rated surge voltage	1.5 kV
Rated voltage (III/3) signal contact	50 V
Contact diameter Data contacts	0.8 mm
Litz wire cross-section Data contacts min.	0.08 mm ²
Litz wire cross-section Data contacts max.	0.5 mm ²
Rated current per data contact at 25°C	3.6 A
Note	for max. connection cross section

SH-8EPC58A8LB1S - Cable connector



1621533

<https://www.phoenixcontact.com/pc/products/1621533>

Rated voltage Data contacts	50 V
Rated surge voltage	1.5 kV
Installation height	2000 m

Housing

Notes on operation	The suitability for assembly must be checked when fully assigned with maximum wire cross sections.
Housing material	Metal
Type of locking	SPEEDCON
Pg screw connection	none
Degree of protection (plugged in)	IP67
	IP68
	IP69K
Thread type	M23

Seal

External cable diameter	15 mm ... 18 mm
-------------------------	-----------------

Environmental and real-life conditions

Ambient conditions

Ambient temperature (operation)	-40 °C ... 115 °C (see derating curve)
Ambient temperature (storage/transport)	15 °C ... 25 °C
Permissible humidity (storage/transport)	50 % ... 65 %

SH-8EPC58A8LB1S - Cable connector

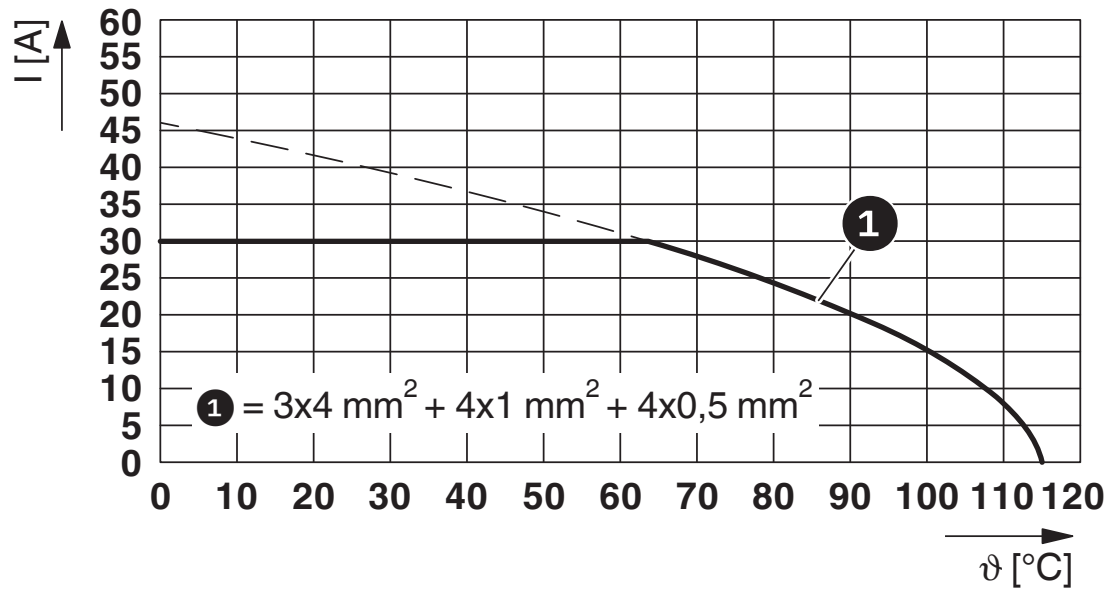


1621533

<https://www.phoenixcontact.com/pc/products/1621533>

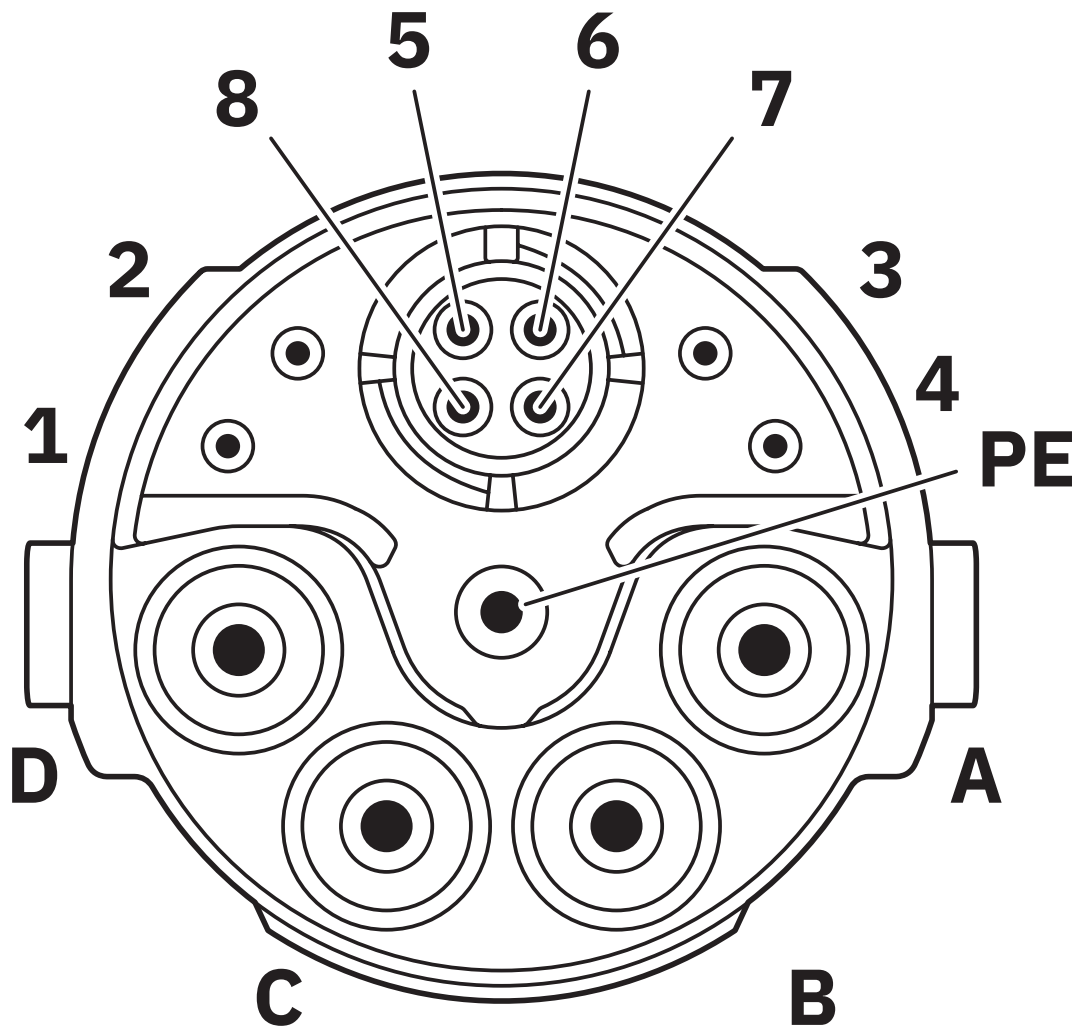
Drawings

Diagram



I = current strength, ϑ = ambient temperature, power contacts A-C: 3 x up to 30 A, signal contacts: 4 x 2 A constant, data contacts: 4 x 1 A constant

Schematic diagram



Pin assignment of pin, CAT5

SH-8EPC58A8LB1S - Cable connector





1621533

<https://www.phoenixcontact.com/pc/products/1621533>

Approvals

To download certificates, visit the product detail page: <https://www.phoenixcontact.com/pc/products/1621533>

 cUL Recognized Approval ID: E153698-20181206				
	Nominal voltage U_N	Nominal current I_N	Cross section AWG	Cross section mm^2
Power	600 V	21.4 A	12 - 12	-
Control	50 V	4 A	18 - 18	-

 UL Recognized Approval ID: E153698-20181206				
	Nominal voltage U_N	Nominal current I_N	Cross section AWG	Cross section mm^2
Power	600 V	24 A	12 - 12	-
Control	50 V	4 A	18 - 18	-

cULus Recognized				
-------------------------	--	--	--	--

SH-8EPC58A8LB1S - Cable connector



1621533

<https://www.phoenixcontact.com/pc/products/1621533>

Classifications

ECLASS

ECLASS-11.0	27440102
ECLASS-12.0	27440116
ECLASS-13.0	27440116

ETIM

ETIM 9.0	EC002635
----------	----------

UNSPSC

UNSPSC 21.0	39121400
-------------	----------

SH-8EPC58A8LB1S - Cable connector



1621533
<https://www.phoenixcontact.com/pc/products/1621533>

Environmental product compliance

EU RoHS	
Fulfills EU RoHS substance requirements	Yes
Exemption	6(c)
China RoHS	
Environment friendly use period (EFUP)	EFUP-50
	An article-related China RoHS declaration table can be found in the download area for the respective article under "Manufacturer declaration". For all articles with EFUP-E, no China RoHS declaration table issued and required.
EU REACH SVHC	
REACH candidate substance (CAS No.)	Lead(CAS: 7439-92-1)
SCIP	ca52c6ce-6f80-42d2-9ecd-d88995cc706a

Phoenix Contact 2024 © - all rights reserved
<https://www.phoenixcontact.com>

PHOENIX CONTACT GmbH & Co. KG
Flachsmarktstraße 8
D-32825 Blomberg
+49 (0) 5235-3 00
info@phoenixcontact.com