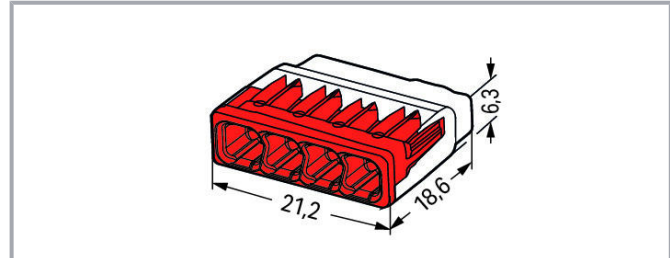



Data sheet | Item number: 2773-404

COMPACT splicing connector; for solid and stranded conductors; max. 4 mm²; 4-conductor; transparent housing; red cover; Surrounding air temperature: max 85°C (T85); 4,00 mm²; transparent

www.wago.com/2773-404



Item description

Advantages:

- Convenient wiring via extremely compact design
- Push-in termination of up to eight solid and stranded conductors
- Conductor range: 0.75 ... 4 mm² "s" and 1.5 ... 4 mm² "st"
- Any combination of conductor sizes is possible
- PUSH WIRE® connection terminates solid ("s+st") copper conductors

Data

Electrical data

Subject to changes. Please also observe the further product documentation!

WAGO Limited
Triton Park, Swift Valley Industrial Estate
RUGBY, Warwickshire, CV21 1SG
Tel.: +44 1788 568008 | Fax: +44 1788 568050
Email: uksales@wago.com

Do you have any questions about our products?
We are always happy to take your call at +49 (571) 887-44222.



Ratings per IEC/EN

Ratings per	IEC/EN 60998
Nominal voltage (II/2)	450 V
Rated surge voltage (II/2)	4 kV
Rated current	32 A
Legend (ratings)	(II / 2) ≙ Overvoltage category II / Pollution degree 2

Ratings per UL

Approvals per	UL 486C
Bemessungsspannung UL	600 V
Bemessungsstrom UL	20 A

Connection data

Total number of connection points	4
Total number of potentials	1

Connection 1

Connection technology	PUSH WIRE®
Actuation type	Push-in
Connectable conductor materials	Copper
Solid conductor	0.75 ... 4 mm ² / 20 ... 12 AWG
Stranded conductor	1.5 ... 4 mm ² / 18 ... 12 AWG
Conductor diameter	1.6 ... 2 mm / 20 ... 12 AWG
Strip length	13 mm / 0.51 inch
Wiring direction	Side-entry wiring

Physical data

Width	21.2 mm / 0.835 inch
Height	6.3 mm / 0.248 inch
Depth	18.6 mm / 0.732 inch

Material data

Note on material data	Information on material data can be found here
Color	transparent

Subject to changes. Please also observe the further product documentation!

Cover color	red
Flammability class per UL94	V2
Fire load	0.018 MJ
Weight	2.1 g

Environmental requirements


Surrounding air temperature (operation)	85 °C
Continuous operating temperature	-40 ... +105 °C
Temperature marking per EN 60998	T85

Commercial data



PU (SPU)	800 (80) Stück
Packaging type	box
Country of origin	DE
GTIN	4055143918985
Customs Tariff No.	85369010000

Approvals / Certificates

Country specific Approvals

Logo	Approval	Additional Approval Text	Certificate name
	CB DEKRA Certification B.V.	IEC 60998	NL-49187
	KEMA/KEUR DEKRA Certification B.V.	EN 60669	71- 101844

UL-Approvals

Logo	Approval	Additional Approval Text	Certificate name
	UL Underwriters Laboratories Inc.	UL 467	20180215- E201573
	UL_Listed_667F Underwriters Laboratories Inc.	UL 486C	E69654

Subject to changes. Please also observe the further product documentation!

Downloads

Documentation

Additional Information


Technical explanations

pdf
2.2 MB

[Download](#)

Installation Notes

Conductor termination



Strip solid or stranded conductor to 13 mm (0.51 inch).



The transparent housing shows if conductors are fully inserted; within the colored base, a clear port shows if the conductor's strip length is correct. Conductors are correctly stripped if the clear port shows no bare conductor on the unprinted connector side. Picture shows center conductor with exceeded strip length.



Termination: Insert the stripped conductor until it hits the backstop.



Removal: Hold solid conductor to be removed and twist alternately left and right while pulling the connector.



Solid conductors are inserted into the connector by simply pushing them in.



Stranded conductors are inserted into the connector by simply pushing them in.


Testing

Subject to changes. Please also observe the further product documentation!




Testing via test port opposite to conductor entry.

Application



Thanks to their flat and compact design, these connectors are ideal for wiring in flush-mount switch boxes.



With six variants, always have the right connector.

Subject to changes. Please also observe the further product documentation!