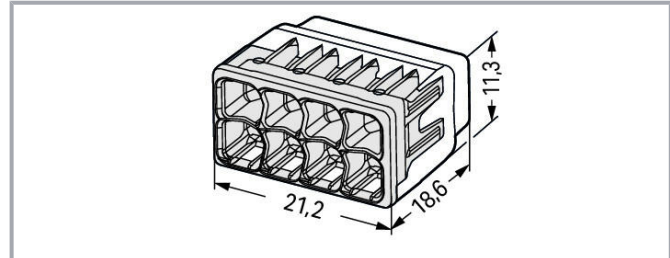



## Data sheet | Item number: 2773-408

COMPACT splicing connector; for solid and stranded conductors; max. 4 mm<sup>2</sup>; 8-conductor; transparent housing; light gray cover; Surrounding air temperature: max 85°C (T85); 4,00 mm<sup>2</sup>; transparent

[www.wago.com/2773-408](http://www.wago.com/2773-408)



### Item description

Advantages:

- Convenient wiring via extremely compact design
- Push-in termination of up to eight solid and stranded conductors
- Conductor range: 0.75 ... 4 mm<sup>2</sup> "s" and 1.5 ... 4 mm<sup>2</sup> "st"
- Any combination of conductor sizes is possible
- PUSH WIRE® connection terminates solid ("s+st") copper conductors

Subject to changes. Please also observe the further product documentation!

WAGO Limited  
Triton Park, Swift Valley Industrial Estate  
RUGBY, Warwickshire, CV21 1SG  
Tel.: +44 1788 568008 | Fax: +44 1788 568050  
Email: [uksales@wago.com](mailto:uksales@wago.com)

Do you have any questions about our products?  
We are always happy to take your call at +49 (571) 887-44222.



## Data

### Electrical data

#### Ratings per IEC/EN

Ratings per	IEC/EN 60998
Nominal voltage (II/2)	450 V
Rated surge voltage (II/2)	4 kV
Rated current	32 A
Legend (ratings)	(II / 2) $\triangleq$ Overvoltage category II / Pollution degree 2

#### Ratings per UL

Approvals per	UL 486C
Bemessungsstrom UL	20 A
Rated voltage UL (Use Group C)	600 V

#### Connection data

Total number of connection points	8
Total number of potentials	1

#### Connection 1

Connection technology	PUSH WIRE <sup>®</sup>
Actuation type	Push-in
Connectable conductor materials	Copper
Solid conductor	0.75 ... 4 mm <sup>2</sup> / 20 ... 12 AWG
Stranded conductor	1.5 ... 4 mm <sup>2</sup> / 18 ... 12 AWG
Conductor diameter	1.6 ... 2 mm / 20 ... 12 AWG
Strip length	13 mm / 0.51 inch
Wiring direction	Side-entry wiring

#### Physical data

Width	21.2 mm / 0.835 inch
Height	11.3 mm / 0.445 inch
Depth	18.6 mm / 0.732 inch

Subject to changes. Please also observe the further product documentation!

WAGO Limited  
 Triton Park, Swift Valley Industrial Estate  
 RUGBY, Warwickshire, CV21 1SG  
 Tel.: +44 1788 568008 | Fax: +44 1788 568050  
 Email: [uksales@wago.com](mailto:uksales@wago.com)

Do you have any questions about our products?  
 We are always happy to take your call at +49 (571) 887-44222.

## Material data

Note on material data	Information on material data can be found here
Color	transparent
Cover color	light gray
Flammability class per UL94	V2
Weight	3.4 g

## Environmental requirements


Surrounding air temperature (operation)	85 °C
Continuous operating temperature	-40 ... +105 °C
Temperature marking per EN 60998	T85

## Commercial data


PU (SPU)	400 (40) Stück
Packaging type	box
Country of origin	DE
GTIN	4055143927192
Customs Tariff No.	85369010000

## Approvals / Certificates

### Country specific Approvals

Logo	Approval	Additional Approval Text	Certificate name
	<b>CB</b> DEKRA Certification B.V.	IEC 60998	NL-49187
	<b>KEMA/KEUR</b> DEKRA Certification B.V.	EN 60669	71- 101844

### UL-Approvals

Logo	Approval	Additional Approval Text	Certificate name
	<b>UL</b> Underwriters Laboratories Inc.	UL 467	20180215- E201573
	<b>UL_Listed_667F</b>	UL 486C	E69654

Subject to changes. Please also observe the further product documentation!



Underwriters Laboratories Inc.

WIRE CONNECTOR  
667F

## Downloads

### Documentation

#### Additional Information

Technical explanations

pdf  
2.2 MB

[Download](#)

## Installation Notes

### Conductor termination



Strip solid or stranded conductor to 13 mm (0.51 inch).



The transparent housing shows if conductors are fully inserted; within the colored base, a clear port shows if the conductor's strip length is correct. Conductors are correctly stripped if the clear port shows no bare conductor on the unprinted connector side. Picture shows center conductor with exceeded strip length.



Termination: Insert the stripped conductor until it hits the backstop.

Subject to changes. Please also observe the further product documentation!

WAGO Limited  
Triton Park, Swift Valley Industrial Estate  
RUGBY, Warwickshire, CV21 1SG  
Tel.: +44 1788 568008 | Fax: +44 1788 568050  
Email: [uksales@wago.com](mailto:uksales@wago.com)

Do you have any questions about our products?  
We are always happy to take your call at +49 (571) 887-44222.



Removal: Hold solid conductor to be removed and twist alternately left and right while pulling the connector.



Solid conductors are inserted into the connector by simply pushing them in.



Stranded conductors are inserted into the connector by simply pushing them in.

### Testing



Testing via test port opposite to conductor entry.

### Application



Thanks to their flat and compact design, these connectors are ideal for wiring in flush-mount switch boxes.

---

Subject to changes. Please also observe the further product documentation!



With six variants, always have the right connector.

Subject to changes. Please also observe the further product documentation!