



SMD PCB terminal block; Push-button; 1.5 mm²; Pin spacing 6 mm; 2-pole; Push-in CAGE CLAMP®; in tape-and-reel packaging

Item No.: 2061-622/998-404



SMD PCB terminal block; Push-button; 1.5 mm²; Pin spacing 6 mm; 2-pole; Push-in CAGE CLAMP®; in tape-and-reel packaging

Marking

RoHS ✓
Compliant

Business data

Supplier	WAGO
Item no.	2061-622/998-404
GTIN / EAN	4055143240758
Content	1

Notes

Item description: SMD PCB terminal blocks with Push-in CAGE CLAMP® connection and push-buttons Just 5.6 mm tall Push-in termination of solid and ferruled conductors Push-buttons simplify insertion/removal of all conductor types Available in tape-and-reel packaging for automated assembly. Recommendation: Recommendation for SMD stencil: Material thickness, 150 µm. Pattern layout identical to solder pad layout.

Technical data	
<i>Miscellaneous</i>	
<i>Ratings per</i>	<i>IEC/EN 60664-1</i>
<i>Rated voltage (III / 3) [V]</i>	<i>250 [V]</i>
<i>Rated impulse voltage (III / 3) [kV]</i>	<i>4 [kV]</i>
<i>Rated voltage (III/2) [V]</i>	<i>320 [V]</i>
<i>Rated impulse voltage (III / 2) [kV]</i>	<i>4 [kV]</i>
<i>Rated voltage (II / 2) [V]</i>	<i>630 [V]</i>
<i>Rated impulse voltage (II / 2) [kV]</i>	<i>4 [kV]</i>
<i>Rated current [A]</i>	<i>17.5 [A]</i>
<i>Legend (ratings)</i>	<i>(III / 2) Overvoltage category III / Pollution degree 2</i>
<i>Approvals per</i>	<i>UL 1977</i>
<i>Rated voltage UL (Use Group B) [V]</i>	<i>300 [V]</i>
<i>Rated current UL (Use Group B) [A]</i>	<i>10 [A]</i>
<i>Rated voltage UL (Use Group D) [V]</i>	<i>300 [V]</i>
<i>Rated current UL (Use Group D) [A]</i>	<i>10 [A]</i>
<i>No. of poles</i>	<i>2</i>
<i>Total number of connection points</i>	<i>2</i>
<i>Total number of potentials</i>	<i>2</i>
<i>Number of connection types</i>	<i>1</i>
<i>Number of levels</i>	<i>1</i>
<i>Connection technology</i>	<i>Push-in CAGE CLAMP®</i>
<i>Actuation type</i>	<i>Operating lever</i>
<i>Solid conductor</i>	<i>0.5 ... 1.5 mm² / 20 ... 16 AWG</i>
<i>Fine-stranded conductor</i>	<i>0.5 ... 1.5 mm² / 20 ... 16 AWG</i>
<i>Fine-stranded conductor with ferrule with plastic collar</i>	<i>0.5 ... 0.75 mm²</i>
<i>Fine-stranded conductor with ferrule without plastic collar</i>	<i>0.5 ... 0.75 mm²</i>
<i>Strip length</i>	<i>7 ... 10 mm / 0.28 ... 0.39 Inch</i>
<i>Pin spacing</i>	<i>6 mm (0.24 in)</i>
<i>Width</i>	<i>11.7 mm / 0.461 Inch</i>
<i>Height</i>	<i>5.6 mm / 0.22 Inch</i>
<i>Height from the surface</i>	<i>5.6 mm / 0.22 Inch</i>
<i>Depth</i>	<i>15.8 mm / 0.622 Inch</i>
<i>Reel diameter of tape-and-reel packaging [mm]</i>	<i>330 [mm]</i>

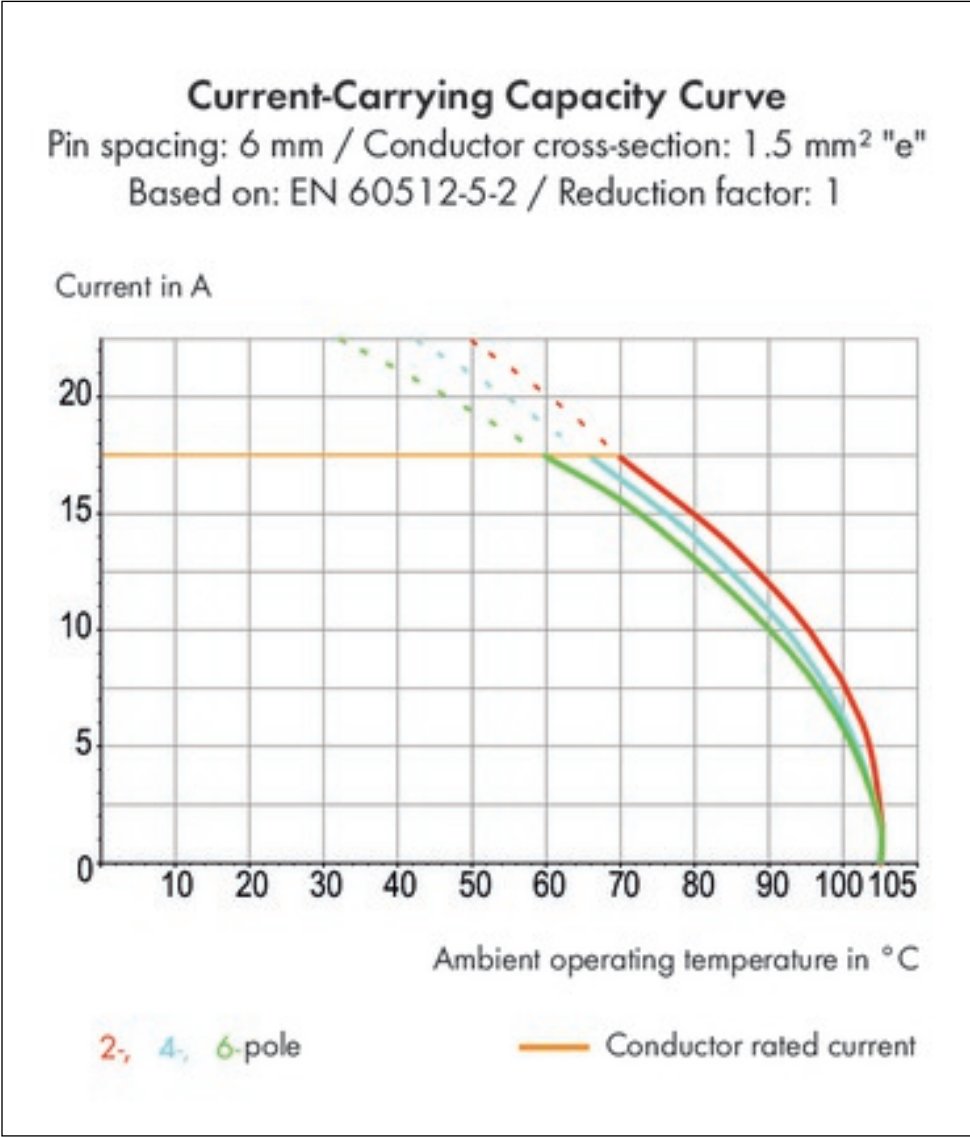
Printview: SMD PCB terminal block; Push-button; 1.5 mm²; Pin spacing 6 mm; 2-pole; Push-in CAGE CLAMP®; in tape-and-reel packaging - Item No.: 2061-622/998-404

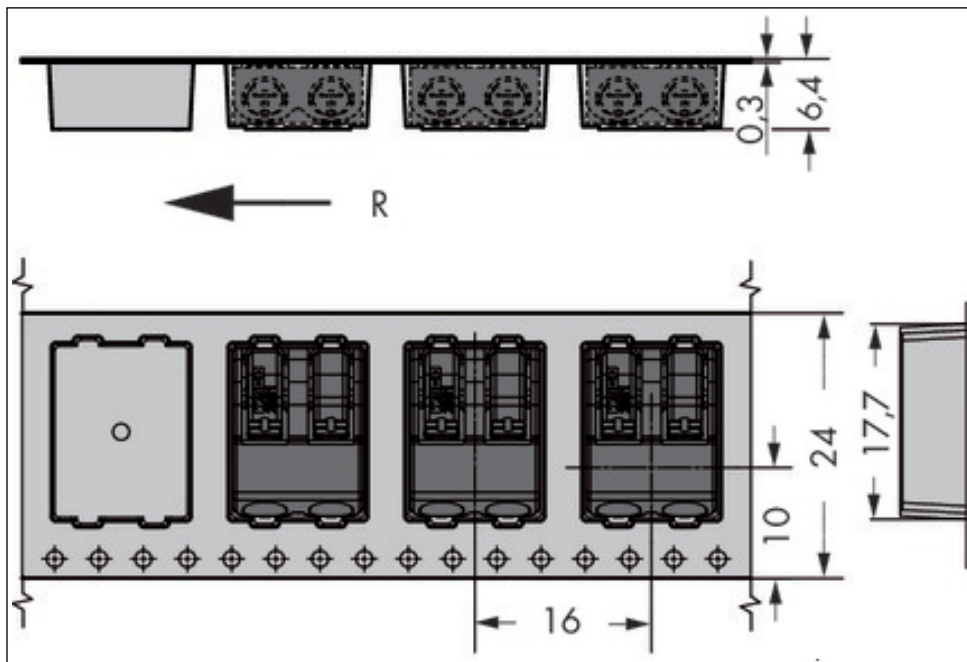
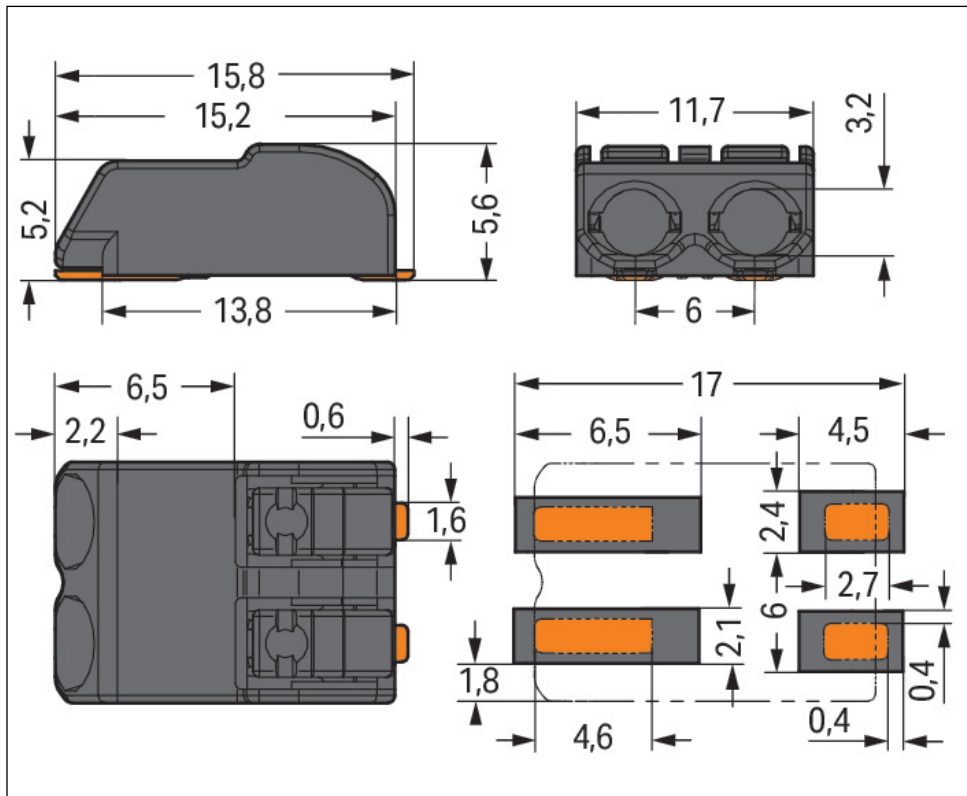
Technical data	
<i>Tape width [mm]</i>	<i>24 [mm]</i>
<i>PCB contact</i>	<i>SMD</i>
<i>Color</i>	<i>black</i>
<i>Material group</i>	<i>I</i>
<i>Insulating material</i>	<i>Polyphthalamide (PPA GF)</i>
<i>Flammability class per UL94</i>	<i>V0</i>
<i>Contact material</i>	<i>Copper alloy</i>
<i>Contact plating</i>	<i>tin-plated</i>
<i>Weight [g]</i>	<i>1.053 [g]</i>
<i>Limit temperature range</i>	<i>-60 ... 105 °C</i>
<i>Pin spacing from [in]</i>	<i>0.24 [in]</i>
<i>Pin spacing from [mm]</i>	<i>6 [mm]</i>
<i>Main product function</i>	<i>PCB terminal block</i>
<i>Product type</i>	<i>PCB terminal blocks</i>

Images & drawings














Address

WAGO Kontakttechnik GmbH & Co. KG

Hansastr. 27

32423 Minden

Telefon: 0571/887-0

Fax: 0571/887-169

<http://www.wago.com>

© WAGO Kontakttechnik GmbH & Co. KG

Technische Änderungen und Irrtümer vorbehalten.