



**Male connector; with straight solder pins; 2-pole; Pin spacing 5.08 mm / 0.2 in; Vertical PCB mounting; with closed end**

Item No.: 231-332/001-000



Male connector; with straight solder pins; 2-pole; Pin spacing 5.08 mm / 0.2 in; Vertical PCB mounting; with closed end

### Marking

RoHS ✓  
Compliant

### Business data

Supplier	WAGO
Item no.	231-332/001-000
GTIN / EAN	4044918865173
Content	1

### Notes

Item description: Version with press-in pins provides solder-free connection to PCB Coding option available  
Safety information 1: The MULTI CONNECTION SYSTEM (MCS) is designed without breaking capacity for compliance with DIN EN 61984. When used as intended, MCS Connectors shall not be connected/disconnected when live or under load. The circuit design should ensure header pins, which can be touched, are not live when unmated.

### Technical data

#### Miscellaneous

Other versions (or variants) can be requested	Other pole numbers
---	--------------------

Printview: Male connector; with straight solder pins; 2-pole; Pin spacing 5.08 mm / 0.2 in; Vertical PCB mounting; with closed end - Item No.: 231-332/001-000

<b>Technical data</b>	
<i>Ratings per</i>	<i>IEC/EN 60664-1</i>
<i>Rated voltage (III / 3) [V]</i>	<i>320 [V]</i>
<i>Rated impulse voltage (III / 3) [kV]</i>	<i>4 [kV]</i>
<i>Rated voltage (III/2) [V]</i>	<i>320 [V]</i>
<i>Rated impulse voltage (III / 2) [kV]</i>	<i>4 [kV]</i>
<i>Rated voltage (II / 2) [V]</i>	<i>630 [V]</i>
<i>Rated impulse voltage (II / 2) [kV]</i>	<i>4 [kV]</i>
<i>Rated current [A]</i>	<i>12 [A]</i>
<i>Legend (ratings)</i>	<i>(III / 2) Overvoltage category III / Pollution degree 2</i>
<i>Approvals per</i>	<i>UL 1059</i>
<i>Rated voltage UL (Use Group B) [V]</i>	<i>300 [V]</i>
<i>Rated current UL (Use Group B) [A]</i>	<i>10 [A]</i>
<i>Rated voltage UL (Use Group D) [V]</i>	<i>300 [V]</i>
<i>Rated current UL (Use Group D) [A]</i>	<i>10 [A]</i>
<i>Rated voltage CSA (Use Group B) [V]</i>	<i>300 [V]</i>
<i>Rated current CSA (Use Group B) [A]</i>	<i>10 [A]</i>
<i>Rated voltage CSA (Use Group D) [V]</i>	<i>300 [V]</i>
<i>Rated current CSA (Use Group D) [A]</i>	<i>10 [A]</i>
<i>No. of poles</i>	<i>2</i>
<i>Number of levels</i>	<i>1</i>
<i>Pin spacing</i>	<i>5.08 mm (0.2 in)</i>
<i>Width</i>	<i>13.28 mm / 0.523 Inch</i>
<i>Height</i>	<i>17 mm / 0.669 Inch</i>
<i>Height from the surface</i>	<i>12 mm / 0.472 Inch</i>
<i>Depth</i>	<i>8.4 mm / 0.331 Inch</i>
<i>Solder pin length [mm]</i>	<i>5 [mm]</i>
<i>Solder pin dimensions</i>	<i>1 x 1 mm</i>
<i>Drilled hole diameter (tolerance) [mm]</i>	<i>1.4(+ 0.1) [mm]</i>
<i>Contact type (pluggable connector)</i>	<i>Male connector/plug</i>
<i>Connector connection type</i>	<i>for PCBs</i>
<i>Mismating protection</i>	<i>nein</i>
<i>Mating direction to the PCB [°]</i>	<i>90 [°]</i>
<i>PCB contact</i>	<i>THT</i>


Printview: Male connector; with straight solder pins; 2-pole; Pin spacing 5.08 mm / 0.2 in; Vertical PCB mounting; with closed end - Item No.: 231-332/001-000

<b>Technical data</b>	
<i>Solder pin arrangement</i>	<i>over the entire male connector, in line</i>
<i>Number of solder pins per potential</i>	<i>1</i>
<i>Color</i>	<i>orange</i>
<i>Material group</i>	<i>I</i>
<i>Insulating material</i>	<i>Polyamide 66 (PA 66)</i>
<i>Flammability class per UL94</i>	<i>V0</i>
<i>Contact material</i>	<i>Electrolytic copper (Ecu)</i>
<i>Contact plating</i>	<i>tin-plated</i>
<i>Fire load [MJ]</i>	<i>0.017 [MJ]</i>
<i>Weight [g]</i>	<i>0.816 [g]</i>
<i>Limit temperature range</i>	<i>-60 ... 100 °C</i>
<i>Pin spacing from [in]</i>	<i>0.2 [in]</i>
<i>Pin spacing from [mm]</i>	<i>5.08 [mm]</i>
<i>Contact type</i>	<i>Male connector/plug; for PCBs</i>
<i>Product Family</i>	<i>MCS MIDI Classic</i>
<i>Main product function</i>	<i>Male connector/plug</i>
<i>Product type</i>	<i>Pluggable PCB connectors</i>

Printview: Male connector; with straight solder pins; 2-pole; Pin spacing 5.08 mm / 0.2 in; Vertical PCB mounting; with closed end - Item No.: 231-332/001-000


---

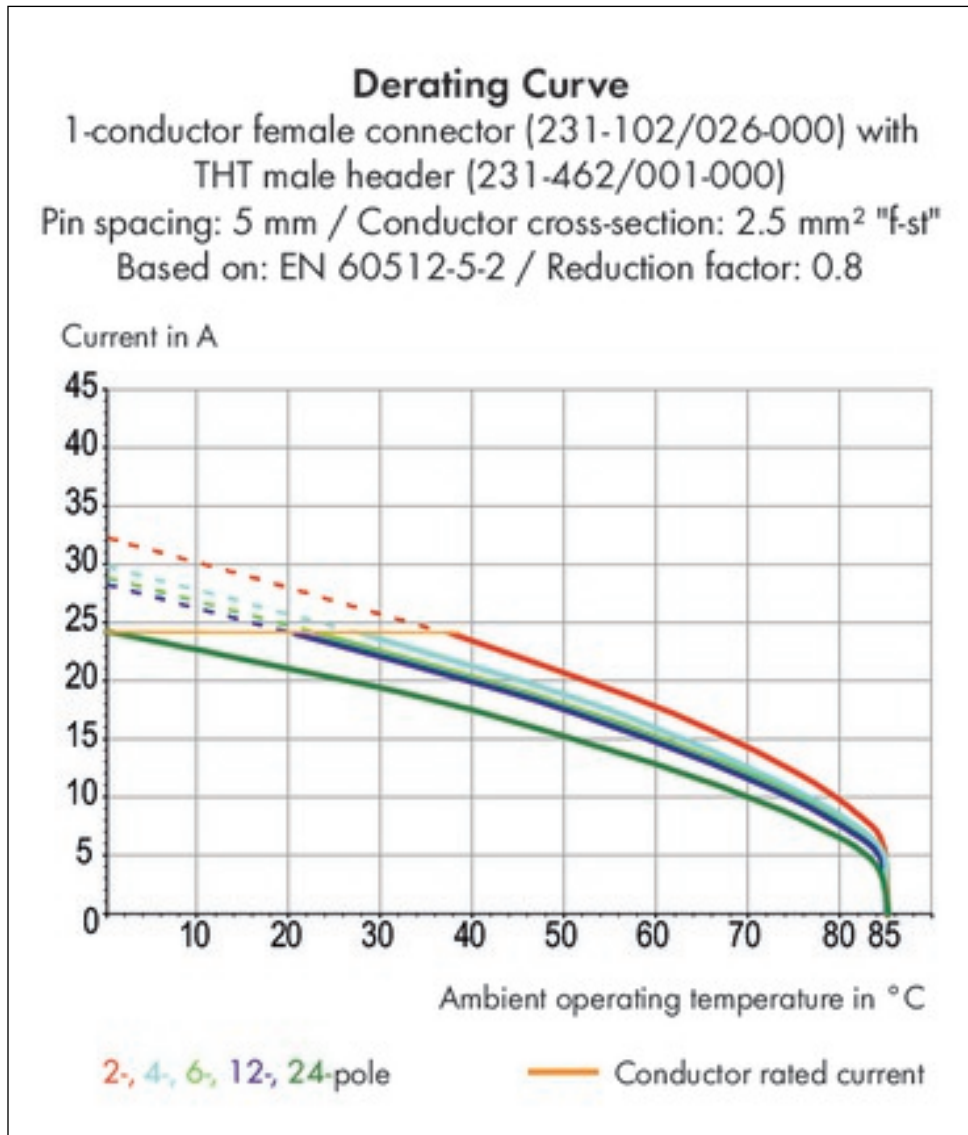
## Images & drawings


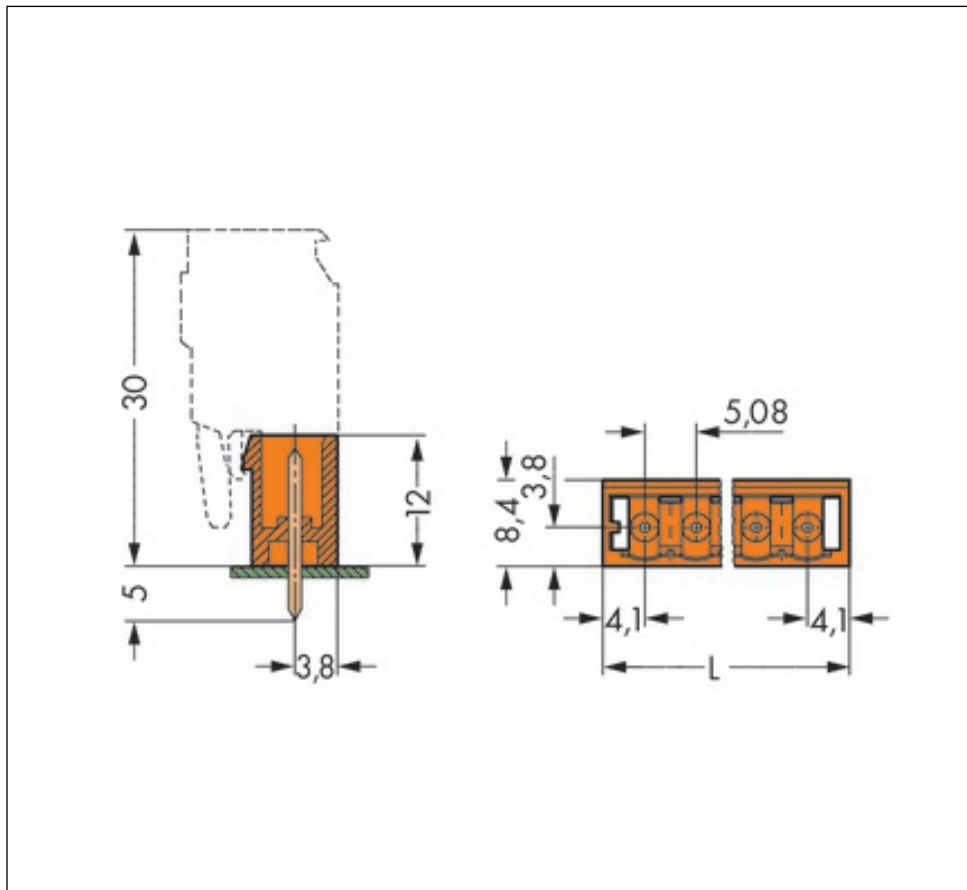


Printview: Male connector; with straight solder pins; 2-pole; Pin spacing 5.08 mm / 0.2 in; Vertical PCB mounting; with closed end - Item No.: 231-332/001-000

---







Printview: Male connector; with straight solder pins; 2-pole; Pin spacing 5.08 mm / 0.2 in; Vertical PCB mounting; with closed end - Item No.: 231-332/001-000

---

**Address**

WAGO Kontakttechnik GmbH & Co. KG

Hansastr. 27

32423 Minden

Telefon: 0571/887-0

Fax: 0571/887-169

<http://www.wago.com>

© WAGO Kontakttechnik GmbH & Co. KG

Technische Änderungen und Irrtümer vorbehalten.