



Male connector; with straight solder pins; 10-pole; Pin spacing 5.08 mm / 0.2 in; Vertical PCB mounting; with closed end

Item No.: 231-340/001-000



Male connector; with straight solder pins; 10-pole; Pin spacing 5.08 mm / 0.2 in; Vertical PCB mounting; with closed end

Marking

RoHS ✓
Compliant

Business data

Supplier	WAGO
Item no.	231-340/001-000
GTIN / EAN	4044918865531
Content	1

Notes

Item description: Version with press-in pins provides solder-free connection to PCB Coding option available
 Safety information 1: The MULTI CONNECTION SYSTEM (MCS) is designed without breaking capacity for compliance with DIN EN 61984. When used as intended, MCS Connectors shall not be connected/disconnected when live or under load. The circuit design should ensure header pins, which can be touched, are not live when unmated.

Technical data

Miscellaneous

Other versions (or variants) can be requested	Other pole numbers
---	--------------------

Printview: Male connector; with straight solder pins; 10-pole; Pin spacing 5.08 mm / 0.2 in; Vertical PCB mounting; with closed end - Item No.: 231-340/001-000


Technical data	
<i>Ratings per</i>	<i>IEC/EN 60664-1</i>
<i>Rated voltage (III / 3) [V]</i>	<i>320 [V]</i>
<i>Rated impulse voltage (III / 3) [kV]</i>	<i>4 [kV]</i>
<i>Rated voltage (III/2) [V]</i>	<i>320 [V]</i>
<i>Rated impulse voltage (III / 2) [kV]</i>	<i>4 [kV]</i>
<i>Rated voltage (II / 2) [V]</i>	<i>630 [V]</i>
<i>Rated impulse voltage (II / 2) [kV]</i>	<i>4 [kV]</i>
<i>Rated current [A]</i>	<i>12 [A]</i>
<i>Legend (ratings)</i>	<i>(III / 2) Overvoltage category III / Pollution degree 2</i>
<i>Approvals per</i>	<i>UL 1059</i>
<i>Rated voltage UL (Use Group B) [V]</i>	<i>300 [V]</i>
<i>Rated current UL (Use Group B) [A]</i>	<i>10 [A]</i>
<i>Rated voltage UL (Use Group D) [V]</i>	<i>300 [V]</i>
<i>Rated current UL (Use Group D) [A]</i>	<i>10 [A]</i>
<i>Rated voltage CSA (Use Group B) [V]</i>	<i>300 [V]</i>
<i>Rated current CSA (Use Group B) [A]</i>	<i>10 [A]</i>
<i>Rated voltage CSA (Use Group D) [V]</i>	<i>300 [V]</i>
<i>Rated current CSA (Use Group D) [A]</i>	<i>10 [A]</i>
<i>No. of poles</i>	<i>10</i>
<i>Number of levels</i>	<i>1</i>
<i>Pin spacing</i>	<i>5.08 mm (0.2 in)</i>
<i>Width</i>	<i>53.92 mm / 2.123 Inch</i>
<i>Height</i>	<i>17 mm / 0.669 Inch</i>
<i>Height from the surface</i>	<i>12 mm / 0.472 Inch</i>
<i>Depth</i>	<i>8.4 mm / 0.331 Inch</i>
<i>Solder pin length [mm]</i>	<i>5 [mm]</i>
<i>Solder pin dimensions</i>	<i>1 x 1 mm</i>
<i>Drilled hole diameter (tolerance) [mm]</i>	<i>1.4(+ 0.1) [mm]</i>
<i>Contact type (pluggable connector)</i>	<i>Male connector/plug</i>
<i>Connector connection type</i>	<i>for PCBs</i>
<i>Mismating protection</i>	<i>nein</i>
<i>Mating direction to the PCB [°]</i>	<i>90 [°]</i>
<i>PCB contact</i>	<i>THT</i>

Printview: Male connector; with straight solder pins; 10-pole; Pin spacing 5.08 mm / 0.2 in; Vertical PCB mounting; with closed end - Item No.: 231-340/001-000


Technical data	
<i>Solder pin arrangement</i>	<i>over the entire male connector, in line</i>
<i>Number of solder pins per potential</i>	<i>1</i>
<i>Color</i>	<i>orange</i>
<i>Material group</i>	<i>I</i>
<i>Insulating material</i>	<i>Polyamide 66 (PA 66)</i>
<i>Flammability class per UL94</i>	<i>V0</i>
<i>Contact material</i>	<i>Electrolytic copper (Ecu)</i>
<i>Contact plating</i>	<i>tin-plated</i>
<i>Fire load [MJ]</i>	<i>0.059 [MJ]</i>
<i>Weight [g]</i>	<i>3.23 [g]</i>
<i>Limit temperature range</i>	<i>-60 ... 100 °C</i>
<i>Pin spacing from [in]</i>	<i>0.2 [in]</i>
<i>Pin spacing from [mm]</i>	<i>5.08 [mm]</i>
<i>Contact type</i>	<i>Male connector/plug; for PCBs</i>
<i>Product Family</i>	<i>MCS MIDI Classic</i>
<i>Main product function</i>	<i>Male connector/plug</i>
<i>Product type</i>	<i>Pluggable PCB connectors</i>

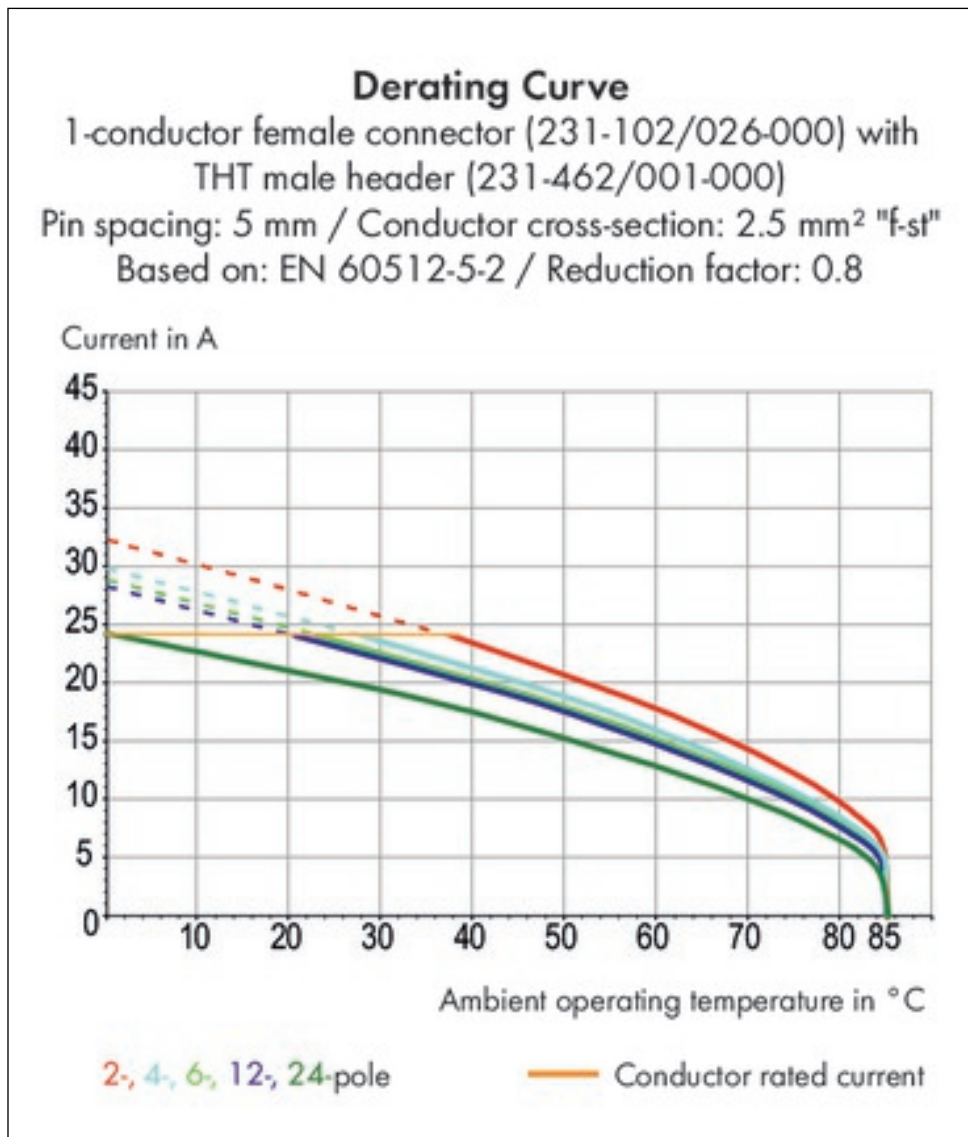
Printview: Male connector; with straight solder pins; 10-pole; Pin spacing 5.08 mm / 0.2 in; Vertical PCB mounting; with closed end - Item No.: 231-340/001-000


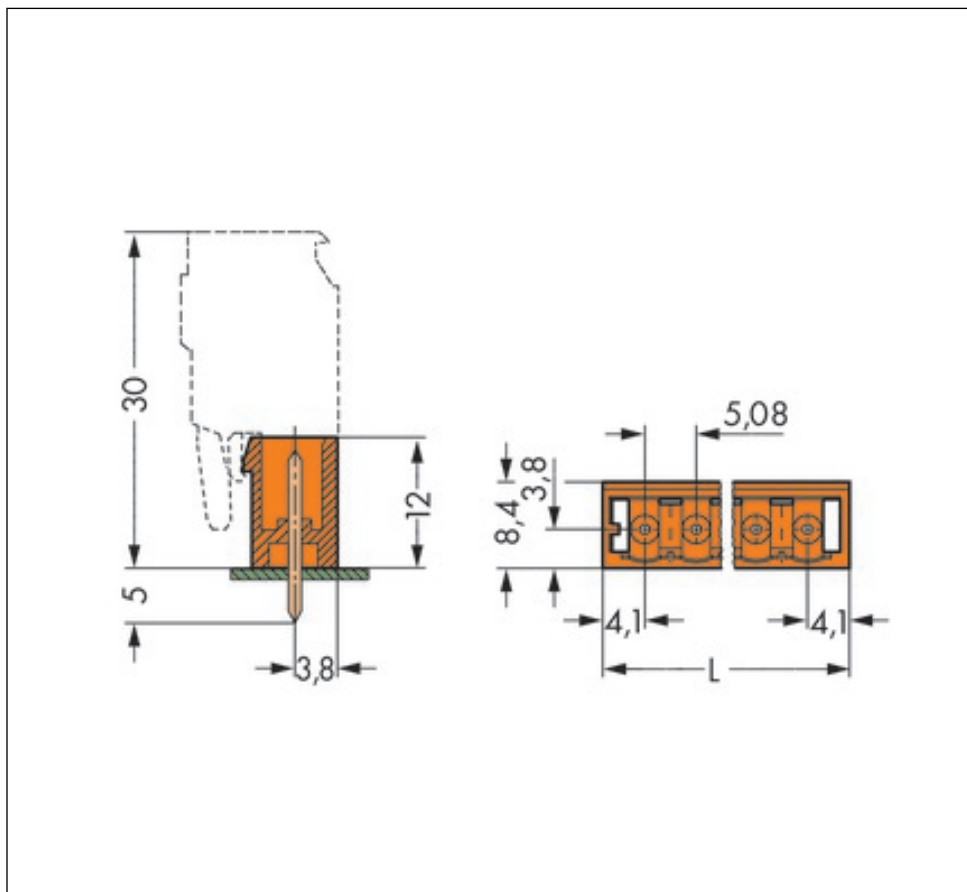
Images & drawings



Printview: Male connector; with straight solder pins; 10-pole; Pin spacing 5.08 mm / 0.2 in; Vertical PCB mounting; with closed end - Item No.: 231-340/001-000







Printview: Male connector; with straight solder pins; 10-pole; Pin spacing 5.08 mm / 0.2 in; Vertical PCB mounting; with closed end - Item No.: 231-340/001-000

Address

WAGO Kontakttechnik GmbH & Co. KG

Hansastr. 27

32423 Minden

Telefon: 0571/887-0

Fax: 0571/887-169

<http://www.wago.com>

© WAGO Kontakttechnik GmbH & Co. KG

Technische Änderungen und Irrtümer vorbehalten.