



PCB terminal block; Push-button; 0.5 mm²; Pin spacing 2.54 mm; 8-pole; CAGE CLAMP®

Item No.: 233-508



PCB terminal block; Push-button; 0.5 mm²; Pin spacing 2.54 mm; 8-pole; CAGE CLAMP®

Marking

RoHS ✓
Compliant

Business data

Supplier	WAGO
Item no.	233-508
GTIN / EAN	4045454050375
Content	1

Notes

Item description: Terminal strips with push-button actuated CAGE CLAMP® Double solder pins for high mechanical stability on PCB Ideal for in-the-field wiring thanks to simplified push-button actuation Convenient, tool-free operation

Technical data


Miscellaneous

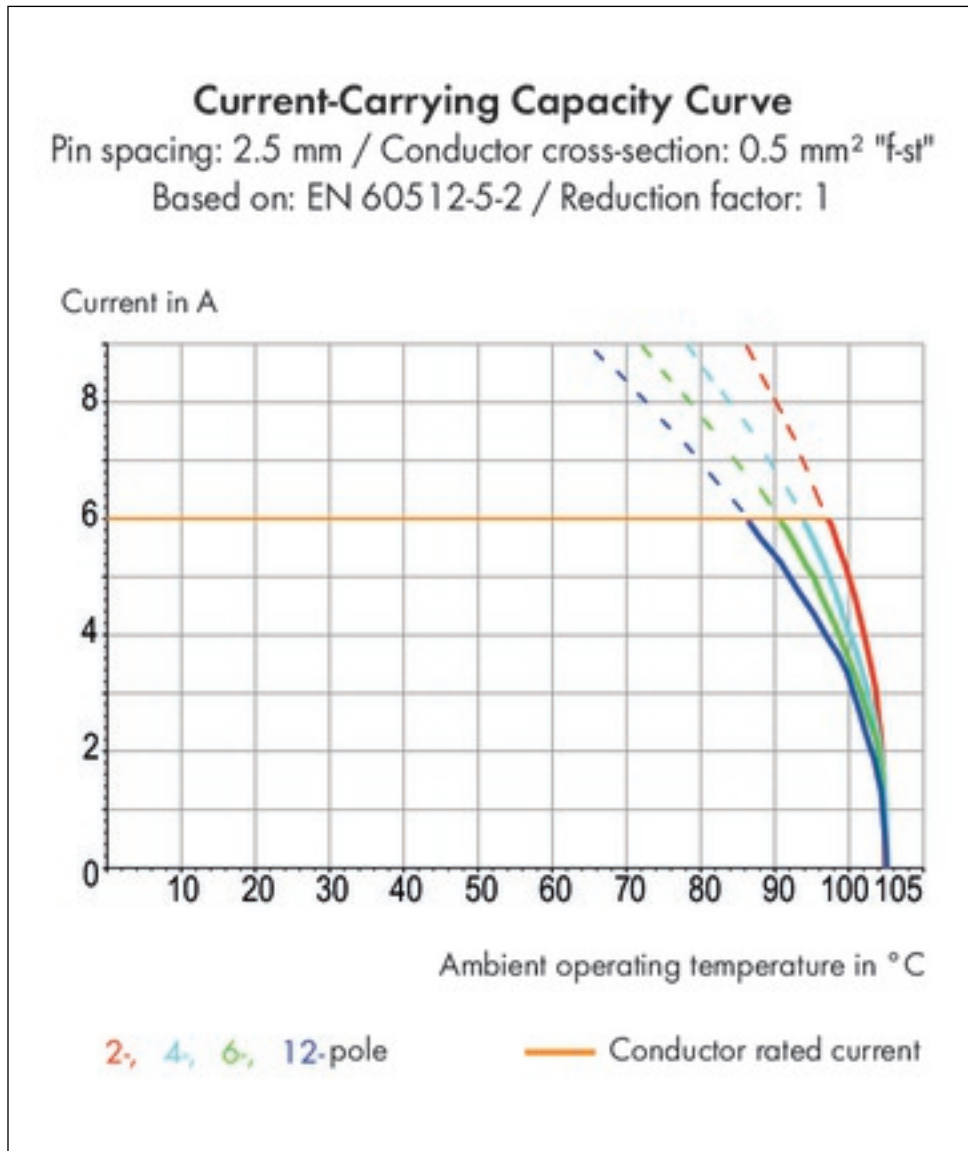
Other versions (or variants) can be requested	Other pole numbers
Ratings per	IEC/EN 60664-1


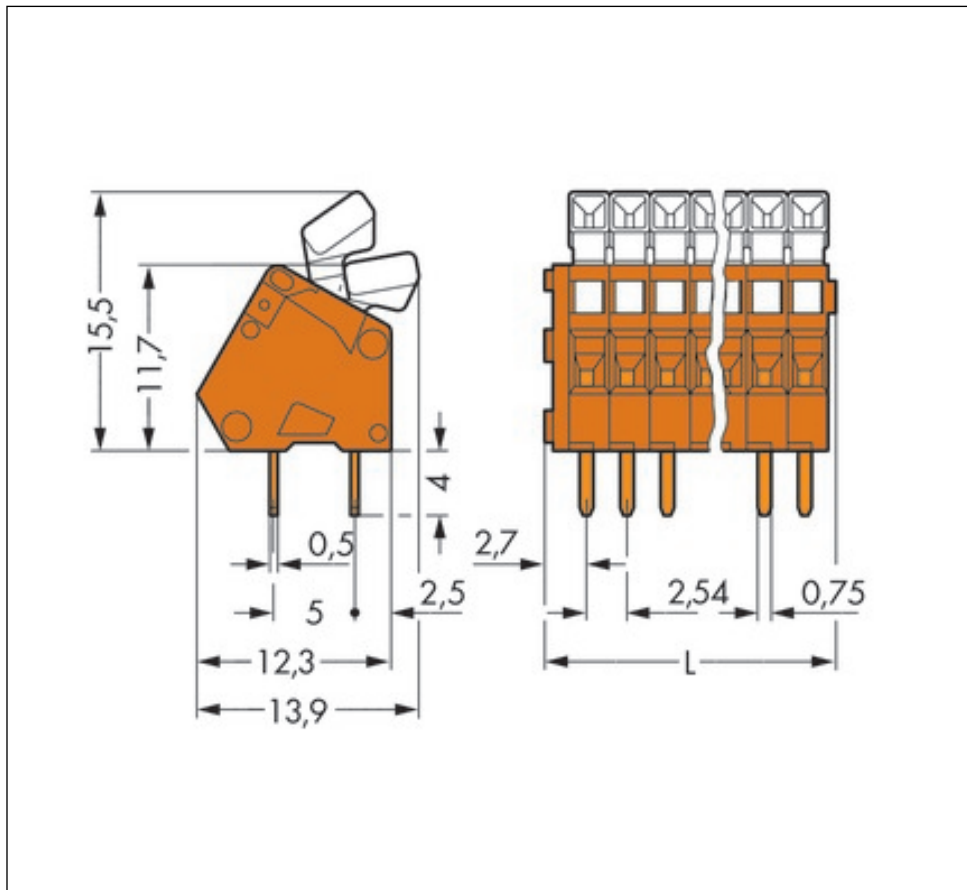
Technical data	
<i>Rated voltage (III / 3) [V]</i>	63 [V]
<i>Rated impulse voltage (III / 3) [kV]</i>	2.5 [kV]
<i>Rated voltage (III/2) [V]</i>	160 [V]
<i>Rated impulse voltage (III / 2) [kV]</i>	2.5 [kV]
<i>Rated voltage (II / 2) [V]</i>	320 [V]
<i>Rated impulse voltage (II / 2) [kV]</i>	2.5 [kV]
<i>Rated current [A]</i>	6 [A]
<i>Legend (ratings)</i>	(III / 2) Overvoltage category III / Pollution degree 2
<i>Approvals per</i>	UL 1059
<i>Rated voltage UL (Use Group B) [V]</i>	150 [V]
<i>Rated current UL (Use Group B) [A]</i>	4 [A]
<i>Rated voltage CSA (Use Group B) [V]</i>	150 [V]
<i>Rated current CSA (Use Group B) [A]</i>	4 [A]
<i>No. of poles</i>	8
<i>Total number of connection points</i>	8
<i>Total number of potentials</i>	8
<i>Number of connection types</i>	1
<i>Number of levels</i>	1
<i>Connection technology</i>	CAGE CLAMP®
<i>Actuation type</i>	Operating lever
<i>Solid conductor</i>	0.08 ... 0.5 mm ² / 28 ... 20 AWG
<i>Fine-stranded conductor</i>	0.08 ... 0.5 mm ² / 28 ... 20 AWG
<i>Fine-stranded conductor with ferrule with plastic collar</i>	0.25 mm ²
<i>Fine-stranded conductor with ferrule without plastic collar</i>	0.25 mm ²
<i>Strip length</i>	5 ... 6 mm / 0.2 ... 0.24 Inch
<i>Conductor entry angle to the PCB [°]</i>	30 [°]
<i>Pin spacing</i>	2.54 mm (0.1 in)
<i>Width</i>	22.62 mm / 0.891 Inch
<i>Height</i>	19.5 mm / 0.768 Inch
<i>Height from the surface</i>	15.5 mm / 0.61 Inch
<i>Depth</i>	13.9 mm / 0.547 Inch
<i>Solder pin length [mm]</i>	4 [mm]
<i>Solder pin dimensions</i>	0.5 x 0.75 mm
<i>Drilled hole diameter (tolerance) [mm]</i>	1.1(+ 0.1) [mm]

Technical data	
<i>PCB contact</i>	<i>THT</i>
<i>Solder pin arrangement</i>	<i>over the entire terminal strip, in line</i>
<i>Number of solder pins per potential</i>	<i>2</i>
<i>Color</i>	<i>orange</i>
<i>Material group</i>	<i>I</i>
<i>Insulating material</i>	<i>Polyamide 66 (PA 66)</i>
<i>Flammability class per UL94</i>	<i>V0</i>
<i>Clamping spring material</i>	<i>Chrome nickel spring steel (CrNi)</i>
<i>Contact material</i>	<i>Electrolytic copper (Ecu)</i>
<i>Contact plating</i>	<i>tin-plated</i>
<i>Fire load [MJ]</i>	<i>0.06 [MJ]</i>
<i>Weight [g]</i>	<i>3.298 [g]</i>
<i>Limit temperature range</i>	<i>-60 ... 105 °C</i>
<i>Pin spacing from [in]</i>	<i>0.1 [in]</i>
<i>Pin spacing from [mm]</i>	<i>2.54 [mm]</i>
<i>Main product function</i>	<i>PCB terminal block</i>
<i>Product type</i>	<i>PCB terminal blocks</i>

Images & drawings







Address

WAGO Kontakttechnik GmbH & Co. KG

Hansastr. 27

32423 Minden

Telefon: 0571/887-0

Fax: 0571/887-169

<http://www.wago.com>

© WAGO Kontakttechnik GmbH & Co. KG

Technische Änderungen und Irrtümer vorbehalten.