

Printview: PCB connector; with test port; for solid conductors; Pin spacing 5.75 mm / 0.226 in; can be assembled to connector strips via dovetail joints - Item No.: 243-724



PCB connector; with test port; for solid conductors; Pin spacing 5.75 mm / 0.226 in; can be assembled to connector strips via dovetail joints

Item No.: 243-724



PCB connector; with test port; for solid conductors; Pin spacing 5.75 mm / 0.226 in; can be assembled to connector strips via dovetail joints

Marking

RoHS ✓
Compliant

Business data

Supplier	WAGO
Item no.	243-724
GTIN / EAN	4044918440998
Content	1

Notes

Item description: Compact, 4-conductor, modular PCB connectors with PUSH WIRE® connection Can be assembled to connector strips via dovetail joints Terminate solid conductors by simply pushing them in Four-conductor connection for feed-in and potential distribution Quick and easy PCB replacement, without disrupting looped-through potentials

Technical data

Miscellaneous

Other versions (or variants) can be requested	Other pole numbers
---	--------------------

Printview: PCB connector; with test port; for solid conductors; Pin spacing 5.75 mm / 0.226 in; can be assembled to connector strips via dovetail joints - Item No.: 243-724

Technical data	
<i>Ratings per</i>	<i>IEC/EN 60664-1</i>
<i>Rated voltage (III / 3) [V]</i>	<i>250 [V]</i>
<i>Rated impulse voltage (III / 3) [kV]</i>	<i>4 [kV]</i>
<i>Rated voltage (III/2) [V]</i>	<i>320 [V]</i>
<i>Rated impulse voltage (III / 2) [kV]</i>	<i>4 [kV]</i>
<i>Rated voltage (II / 2) [V]</i>	<i>630 [V]</i>
<i>Rated impulse voltage (II / 2) [kV]</i>	<i>4 [kV]</i>
<i>Rated current [A]</i>	<i>6 [A]</i>
<i>Legend (ratings)</i>	<i>(III / 2) Overvoltage category III / Pollution degree 2</i>
<i>Approvals per</i>	<i>UL 1059</i>
<i>Rated voltage UL (Use Group B) [V]</i>	<i>150 [V]</i>
<i>Rated current UL (Use Group B) [A]</i>	<i>7 [A]</i>
<i>Rated voltage UL (Use Group D) [V]</i>	<i>150 [V]</i>
<i>Rated current UL (Use Group D) [A]</i>	<i>7 [A]</i>
<i>Rated voltage CSA (Use Group B) [V]</i>	<i>150 [V]</i>
<i>Rated current CSA (Use Group B) [A]</i>	<i>7 [A]</i>
<i>Rated voltage CSA (Use Group D) [V]</i>	<i>150 [V]</i>
<i>Rated current CSA (Use Group D) [A]</i>	<i>7 [A]</i>
<i>No. of poles</i>	<i>1</i>
<i>Total number of connection points</i>	<i>4</i>
<i>Total number of potentials</i>	<i>1</i>
<i>Number of connection types</i>	<i>1</i>
<i>Number of levels</i>	<i>1</i>
<i>Connection technology</i>	<i>PUSH WIRE®</i>
<i>Connectable conductor materials</i>	<i>Copper</i>
<i>Solid conductor</i>	<i>0.5 ... 1 mm² / 24 ... 18 AWG</i>
<i>Conductor diameter</i>	<i>0.5 - 1 mm</i>
<i>Strip length</i>	<i>5 ... 6 mm / 0.2 ... 0.24 Inch</i>
<i>Pin spacing</i>	<i>5.75 mm (0.226 in)</i>
<i>Width</i>	<i>5.75 mm / 0.226 Inch</i>
<i>Height</i>	<i>10 mm / 0.394 Inch</i>
<i>Depth</i>	<i>10.5 mm / 0.413 Inch</i>
<i>Solder pin length [mm]</i>	<i>4.5 [mm]</i>

Printview: PCB connector; with test port; for solid conductors; Pin spacing 5.75 mm / 0.226 in; can be assembled to connector strips via dovetail joints - Item No.: 243-724


Technical data	
<i>Solder pin diameter [mm]</i>	<i>1 [mm]</i>
<i>Drilled hole diameter (tolerance) [mm]</i>	<i>1.2(+ 0.05 ... - 0.05) [mm]</i>
<i>Contact type (pluggable connector)</i>	<i>Female connector/socket</i>
<i>Connector connection type</i>	<i>for PCBs</i>
<i>Mating direction to the PCB [°]</i>	<i>90 [°]</i>
<i>PCB contact</i>	<i>THT</i>
<i>Color</i>	<i>light green</i>
<i>Material group</i>	<i>I</i>
<i>Insulating material</i>	<i>Polyamide 66 (PA 66)</i>
<i>Flammability class per UL94</i>	<i>V0</i>
<i>Clamping spring material</i>	<i>Copper alloy</i>
<i>Contact plating</i>	<i>tin-plated</i>
<i>Fire load [MJ]</i>	<i>0.012 [MJ]</i>
<i>Weight [g]</i>	<i>0.747 [g]</i>
<i>Limit temperature range</i>	<i>-60 ... 105 °C</i>
<i>Pin spacing from [in]</i>	<i>0.226 [in]</i>
<i>Pin spacing from [mm]</i>	<i>5.75 [mm]</i>
<i>Contact type</i>	<i>Female connector/socket; for PCBs</i>
<i>Product type</i>	<i>Pluggable PCB terminal blocks</i>

Printview: PCB connector; with test port; for solid conductors; Pin spacing 5.75 mm / 0.226 in; can be assembled to connector strips via dovetail joints - Item No.: 243-724


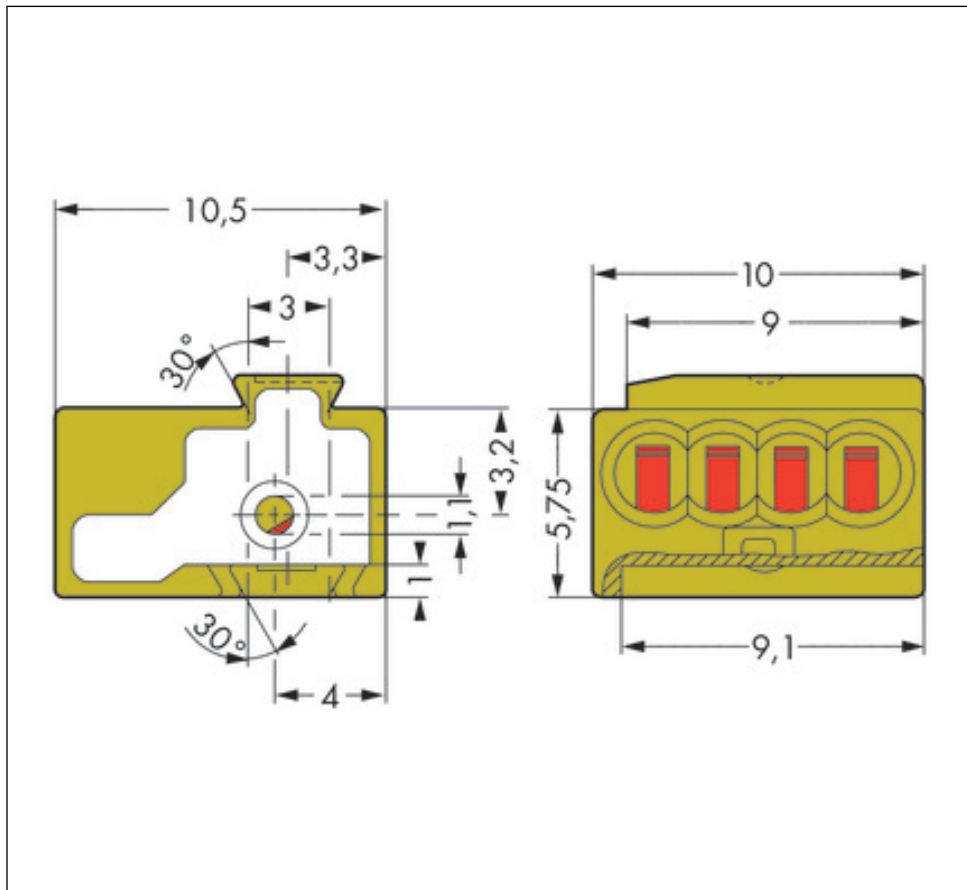
Images & drawings



Printview: PCB connector; with test port; for solid conductors; Pin spacing 5.75 mm / 0.226 in; can be assembled to connector strips via dovetail joints - Item No.: 243-724



Printview: PCB connector; with test port; for solid conductors; Pin spacing 5.75 mm / 0.226 in; can be assembled to connector strips via dovetail joints - Item No.: 243-724



Printview: PCB connector; with test port; for solid conductors; Pin spacing 5.75 mm / 0.226 in; can be assembled to connector strips via dovetail joints - Item No.: 243-724

Address

WAGO Kontakttechnik GmbH & Co. KG

Hansastr. 27

32423 Minden

Telefon: 0571/887-0

Fax: 0571/887-169

<http://www.wago.com>

© WAGO Kontakttechnik GmbH & Co. KG

Technische Änderungen und Irrtümer vorbehalten.