



## Component module with diode

Item No.: 289-101



Component module with diode

### Marking

RoHS ✓  
Compliant

### Business data

Supplier	WAGO
Item no.	289-101
GTIN / EAN	4045454192747
Content	1

### Notes

*Note: \* Max. admissible current acc. to the manufacturer's data sheet. With all diodes loaded, the continuous current must be reduced. \* Notice! Live conductors! Protection against direct contact must be provided by the equipment builder, e.g., using a WAGO 709 Series cover (see Accessories) or a similar cover. The installation requirements for the particular application must be observed.*

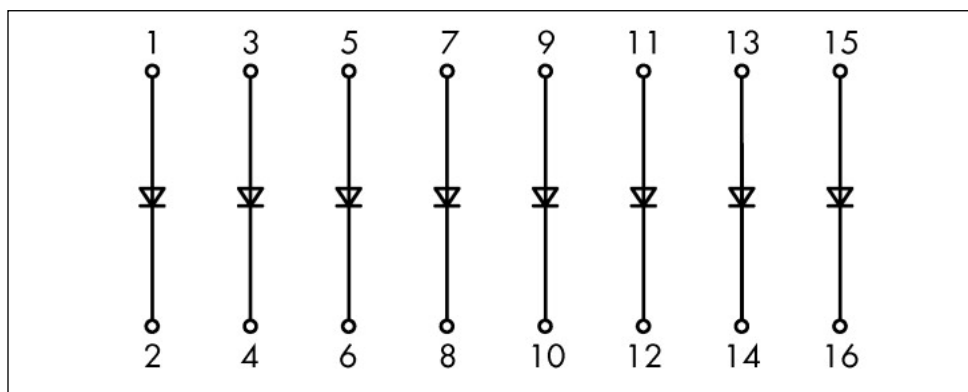

### Technical data

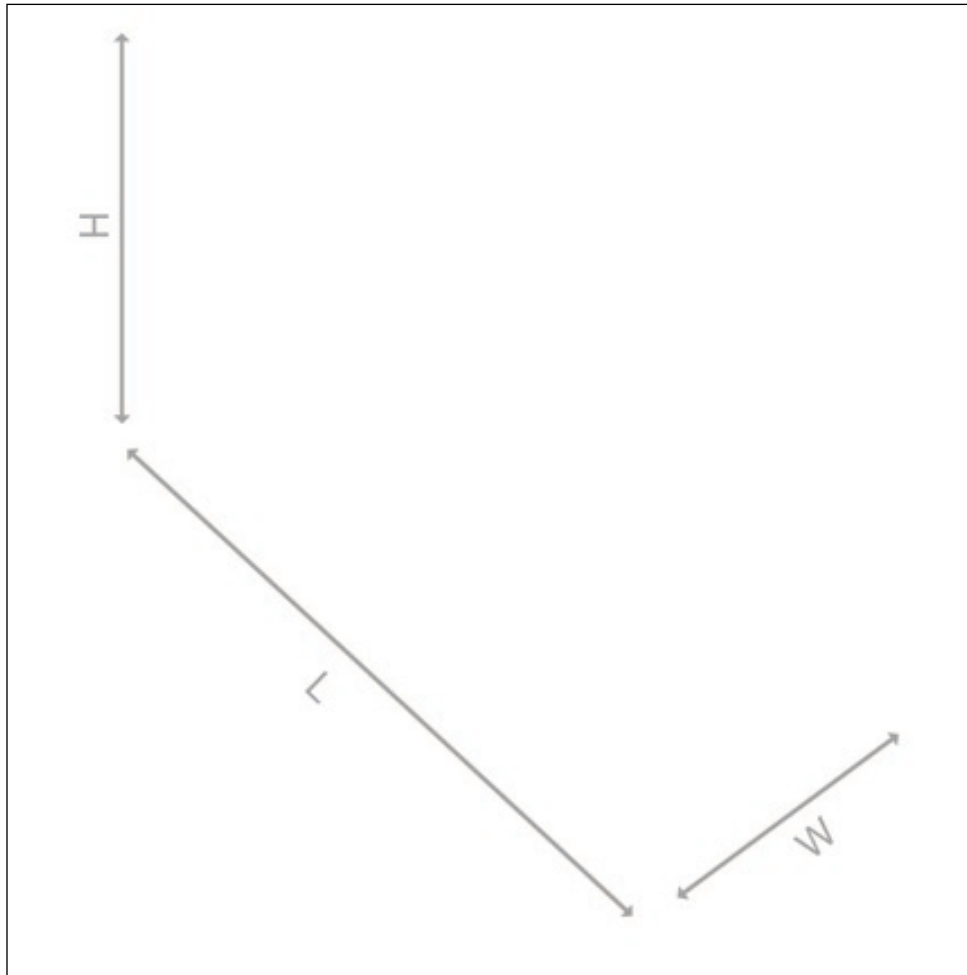
#### Miscellaneous

Connection technology	CAGE CLAMP®
Solid conductor	0.08 ... 2.5 mm <sup>2</sup> / 28 ... 12 AWG

<b>Technical data</b>	
<i>Fine-stranded conductor</i>	<i>0.08 ... 2.5 mm<sup>2</sup> / 28 ... 12 AWG</i>
<i>Strip length</i>	<i>5 ... 6 mm / 0.2 ... 0.24 Inch</i>
<i>Connection technology 1</i>	<i>WAGO 236 Series</i>
<i>Width</i>	<i>47 mm / 1.85 Inch</i>
<i>Height from upper-edge of DIN-35 rail</i>	<i>31.5 mm / 1.24 Inch</i>
<i>Depth</i>	<i>65.5 mm / 2.579 Inch</i>
<i>Type of mounting</i>	<i>Mounting on carrier rail via carrier rail adapter</i>
<i>Degree of protection</i>	<i>IP00*</i>
<i>Fire load [MJ]</i>	<i>0.898 [MJ]</i>
<i>Weight [g]</i>	<i>24.9 [g]</i>
<i>Ambient temperature (operation)</i>	<i>-25 ... 40 °C</i>
<i>Pollution degree</i>	<i>2</i>
<i>Housing design</i>	<i>PCB</i>
<i>Main product function</i>	<i>Diode gate module</i>
<i>Product type</i>	<i>Specialty electronics</i>

Images & drawings





**Address**

WAGO Kontakttechnik GmbH & Co. KG

Hansastr. 27

32423 Minden

Telefon: 0571/887-0

Fax: 0571/887-169

<http://www.wago.com>

© WAGO Kontakttechnik GmbH & Co. KG

Technische Änderungen und Irrtümer vorbehalten.