

Printview: Male header (for PCBs); Angled solder pin 0.8 x 0.8 mm; 5 x 2-pole; Pin spacing 3.5 mm / 0.138 in; 100% protected against mismating; 2 rows; Horizontal PCB mounting - Item No.: 713-1425



Male header (for PCBs); Angled solder pin 0.8 x 0.8 mm; 5 x 2-pole; Pin spacing 3.5 mm / 0.138 in; 100% protected against mismating; 2 rows; Horizontal PCB mounting

Item No.: 713-1425



Male header (for PCBs); Angled solder pin 0.8 x 0.8 mm; 5 x 2-pole; Pin spacing 3.5 mm / 0.138 in; 100% protected against mismating; 2 rows; Horizontal PCB mounting

Marking

RoHS ✓
Compliant

Business data

| | |
|------------|---------------|
| Supplier | WAGO |
| Item no. | 713-1425 |
| GTIN / EAN | 4045454700164 |
| Content | 1 |
| | |
| | |

Notes

Item description: Header housing is molded of THR-compatible insulation material for lead-free Reflow soldering Separated pin slots prevent damage and make the headers touch-proof when unplugged 100% protected against mismating Coding option available Safety information 1: The MULTI CONNECTION SYSTEM (MCS) is designed without breaking capacity for compliance with DIN EN 61984. When used as intended, MCS Connectors shall not be connected/disconnected when live or under load. The circuit design should ensure header pins, which can be touched, are not live when unmated.

Technical data

Miscellaneous

Printview: Male header (for PCBs); Angled solder pin 0.8 x 0.8 mm; 5 x 2-pole; Pin spacing 3.5 mm / 0.138 in; 100% protected against mismatching; 2 rows; Horizontal PCB mounting - Item No.: 713-1425

| Technical data | |
|--|--|
| <i>Other versions (or variants) can be requested</i> | <i>Other pole numbers</i> |
| | |
| <i>Ratings per</i> | <i>IEC/EN 60664-1</i> |
| <i>Rated voltage (III / 3) [V]</i> | <i>80 [V]</i> |
| <i>Rated impulse voltage (III / 3) [kV]</i> | <i>2.5 [kV]</i> |
| <i>Rated voltage (III/2) [V]</i> | <i>160 [V]</i> |
| <i>Rated impulse voltage (III / 2) [kV]</i> | <i>2.5 [kV]</i> |
| <i>Rated voltage (II / 2) [V]</i> | <i>250 [V]</i> |
| <i>Rated impulse voltage (II / 2) [kV]</i> | <i>2.5 [kV]</i> |
| <i>Rated current [A]</i> | <i>10 [A]</i> |
| <i>Legend (ratings)</i> | <i>(III / 2) Overvoltage category III / Pollution degree 2</i> |
| <i>Approvals per</i> | <i>UL 1059</i> |
| <i>Rated voltage UL (Use Group B) [V]</i> | <i>150 [V]</i> |
| <i>Rated current UL (Use Group B) [A]</i> | <i>10 [A]</i> |
| <i>Rated voltage UL (Use Group C) [V]</i> | <i>50 [V]</i> |
| <i>Rated current UL (Use Group C) [A]</i> | <i>10 [A]</i> |
| <i>Rated voltage CSA (Use Group B) [V]</i> | <i>150 [V]</i> |
| <i>Rated current CSA (Use Group B) [A]</i> | <i>12 [A]</i> |
| <i>No. of poles</i> | <i>10</i> |
| <i>Number of levels</i> | <i>2</i> |
| <i>Pin spacing</i> | <i>3.5 mm (0.138 in)</i> |
| <i>Width</i> | <i>19 mm / 0.748 Inch</i> |
| <i>Height</i> | <i>17.1 mm / 0.673 Inch</i> |
| <i>Height from the surface</i> | <i>13.3 mm / 0.524 Inch</i> |
| <i>Depth</i> | <i>13.5 mm / 0.531 Inch</i> |
| <i>Solder pin length [mm]</i> | <i>3.8 [mm]</i> |
| <i>Solder pin dimensions</i> | <i>0.8 x 0.8 mm</i> |
| <i>Drilled hole diameter (tolerance) [mm]</i> | <i>1.2(+ 0.1) [mm]</i> |
| <i>Contact type (pluggable connector)</i> | <i>Male connector/plug</i> |
| <i>Connector connection type</i> | <i>for PCBs</i> |
| <i>Mismatching protection</i> | <i>ja</i> |
| <i>PCB contact</i> | <i>THT</i> |
| <i>Solder pin arrangement</i> | <i>over the entire male connector, in line</i> |

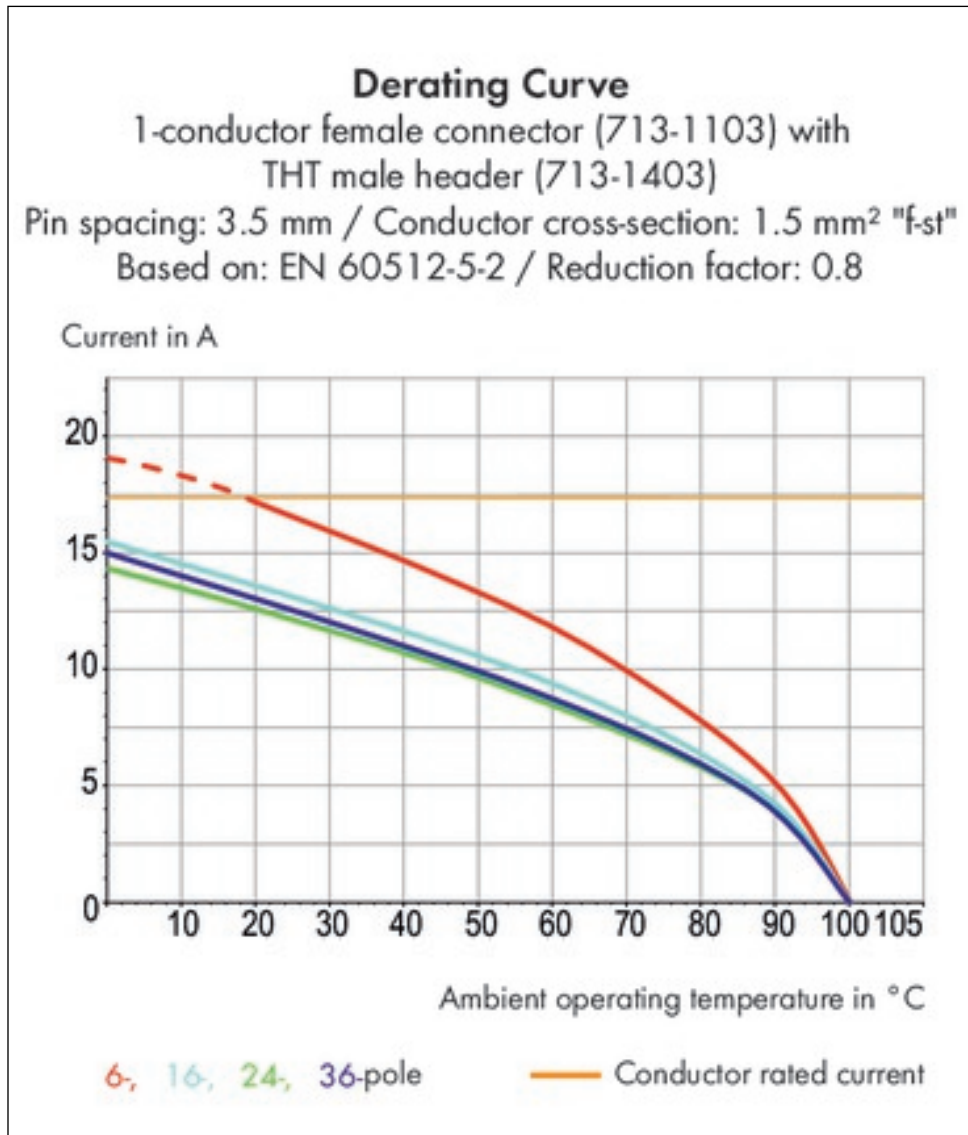
Printview: Male header (for PCBs); Angled solder pin 0.8 x 0.8 mm; 5 x 2-pole; Pin spacing 3.5 mm / 0.138 in; 100% protected against mismatching; 2 rows; Horizontal PCB mounting - Item No.: 713-1425

| Technical data | |
|--|--------------------------------------|
| <i>Number of solder pins per potential</i> | <i>1</i> |
| <i>Color</i> | <i>black</i> |
| <i>Material group</i> | <i>I</i> |
| <i>Insulating material</i> | <i>Polyphthalamide (PPA GF)</i> |
| <i>Flammability class per UL94</i> | <i>V0</i> |
| <i>Contact material</i> | <i>Electrolytic copper (Ecu)</i> |
| <i>Contact plating</i> | <i>tin-plated</i> |
| <i>Fire load [MJ]</i> | <i>0.059 [MJ]</i> |
| <i>Weight [g]</i> | <i>2.92 [g]</i> |
| <i>Limit temperature range</i> | <i>-60 ... 100 °C</i> |
| <i>Pin spacing from [in]</i> | <i>0.138 [in]</i> |
| <i>Pin spacing from [mm]</i> | <i>3.5 [mm]</i> |
| <i>Contact type</i> | <i>Male connector/plug; for PCBs</i> |
| <i>Product Family</i> | <i>MCS MINI HD</i> |
| <i>Main product function</i> | <i>Male connector/plug</i> |
| <i>Product type</i> | <i>Pluggable PCB connectors</i> |


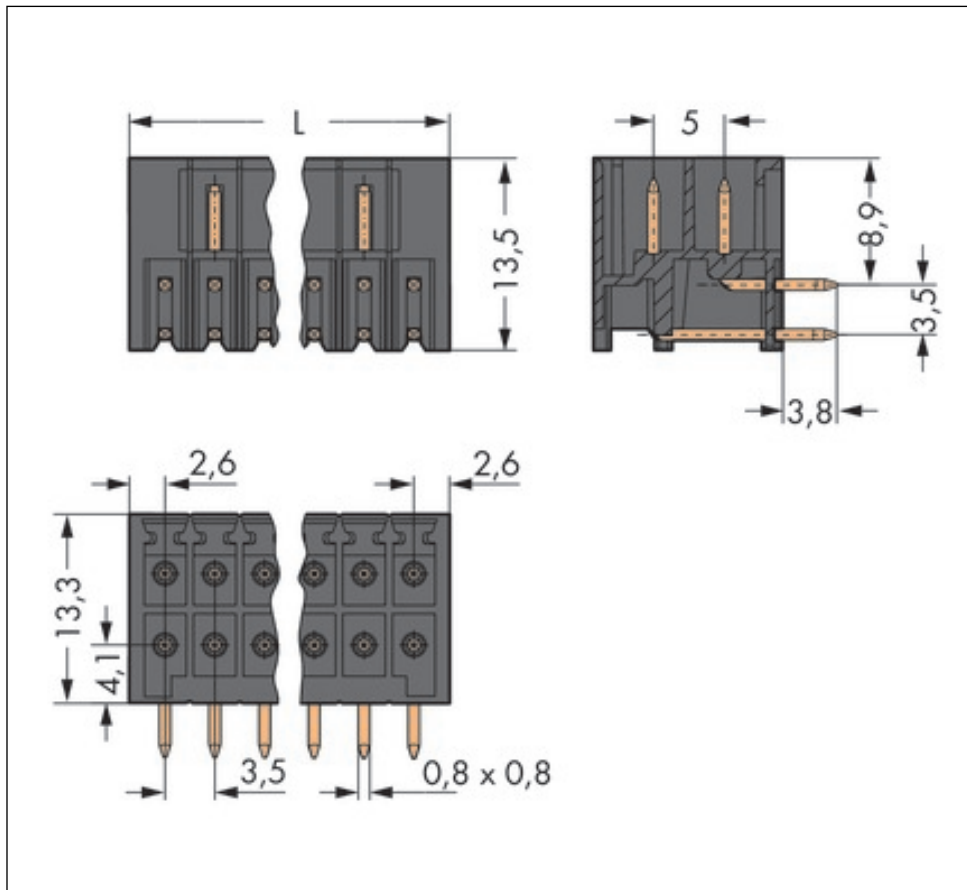
Printview: Male header (for PCBs); Angled solder pin 0.8 x 0.8 mm; 5 x 2-pole; Pin spacing 3.5 mm / 0.138 in; 100% protected against mismatching; 2 rows; Horizontal PCB mounting - Item No.: 713-1425

Images & drawings





Printview: Male header (for PCBs); Angled solder pin 0.8 x 0.8 mm; 5 x 2-pole; Pin spacing 3.5 mm / 0.138 in; 100% protected against mismatching; 2 rows; Horizontal PCB mounting - Item No.: 713-1425



Address

WAGO Kontakttechnik GmbH & Co. KG

Hansastr. 27

32423 Minden

Telefon: 0571/887-0

Fax: 0571/887-169

<http://www.wago.com>

© WAGO Kontakttechnik GmbH & Co. KG

Technische Änderungen und Irrtümer vorbehalten.