

Printview: Male header (for PCBs); Straight solder pin 0.8 x 0.8 mm; 3-pole; Pin spacing 3.5 mm / 0.138 in; Vertical PCB mounting; with closed end - Item No.: 714-133



Male header (for PCBs); Straight solder pin 0.8 x 0.8 mm; 3-pole; Pin spacing 3.5 mm / 0.138 in; Vertical PCB mounting; with closed end

Item No.: 714-133



Male header (for PCBs); Straight solder pin 0.8 x 0.8 mm; 3-pole; Pin spacing 3.5 mm / 0.138 in; Vertical PCB mounting; with closed end

Marking

RoHS ✓  
Compliant

Business data

Supplier	WAGO
Item no.	714-133
GTIN / EAN	4045454858834
Content	1

Notes

Item description:Header housing is molded of THR-compatible insulation material for lead-free Reflow solderingSeparated pin slots prevent damage and make the headers touch-proof when unpluggedCoding option availableSafety information 1: The MULTI CONNECTION SYSTEM (MCS) is designed without breaking capacity for compliance with DIN EN 61984. When used as intended, MCS Connectors shall not be connected/disconnected when live or under load. The circuit design should ensure header pins, which can be touched, are not live when unmated.

Technical data

Miscellaneous



Printview: Male header (for PCBs); Straight solder pin 0.8 x 0.8 mm; 3-pole; Pin spacing 3.5 mm / 0.138 in;  
Vertical PCB mounting; with closed end - Item No.: 714-133

Technical data	
Other versions (or variants) can be requested	Other pole numbers
Ratings per	IEC/EN 60664-1
Rated voltage (III / 3) [V]	160 [V]
Rated impulse voltage (III / 3) [kV]	2.5 [kV]
Rated voltage (III/2) [V]	160 [V]
Rated impulse voltage (III / 2) [kV]	2.5 [kV]
Rated voltage (II / 2) [V]	320 [V]
Rated impulse voltage (II / 2) [kV]	2.5 [kV]
Rated current [A]	8 [A]
Legend (ratings)	(III / 2) Overvoltage category III / Pollution degree 2
Approvals per	UL 1059
Rated voltage UL (Use Group B) [V]	150 [V]
Rated current UL (Use Group B) [A]	8 [A]
No. of poles	3
Total number of potentials	3
Number of levels	1
Pin spacing	3.5 mm (0.138 in)
Width	11.9 mm / 0.469 Inch
Height	13.1 mm / 0.516 Inch
Height from the surface	9.7 mm / 0.382 Inch
Depth	6.9 mm / 0.272 Inch
Solder pin length [mm]	3.4 [mm]
Solder pin dimensions	0.8 x 0.8 mm
Drilled hole diameter (tolerance) [mm]	1.2(+ 0.1) [mm]
Contact type (pluggable connector)	Male connector/plug
Connector connection type	for PCBs
Mismating protection	nein
Mating direction to the PCB [°]	90 [°]
PCB contact	THT
Solder pin arrangement	over the entire male connector, in line
Number of solder pins per potential	1
Color	black



Printview: Male header (for PCBs); Straight solder pin 0.8 x 0.8 mm; 3-pole; Pin spacing 3.5 mm / 0.138 in;  
Vertical PCB mounting; with closed end - Item No.: 714-133

---


Technical data	
Material group	I
Insulating material	Polyphthalamide (PPA GF)
Flammability class per UL94	V0
Contact material	Electrolytic copper (Ecu)
Contact plating	tin-plated
Fire load [MJ]	0.014 [MJ]
Weight [g]	0.71 [g]
Limit temperature range	-60 ... 100 °C
Pin spacing from [in]	0.138 [in]
Pin spacing from [mm]	3.5 [mm]
Contact type	Male connector/plug; for PCBs
Product Family	MCS MINI SL
Main product function	Male connector/plug
Product type	Pluggable PCB connectors




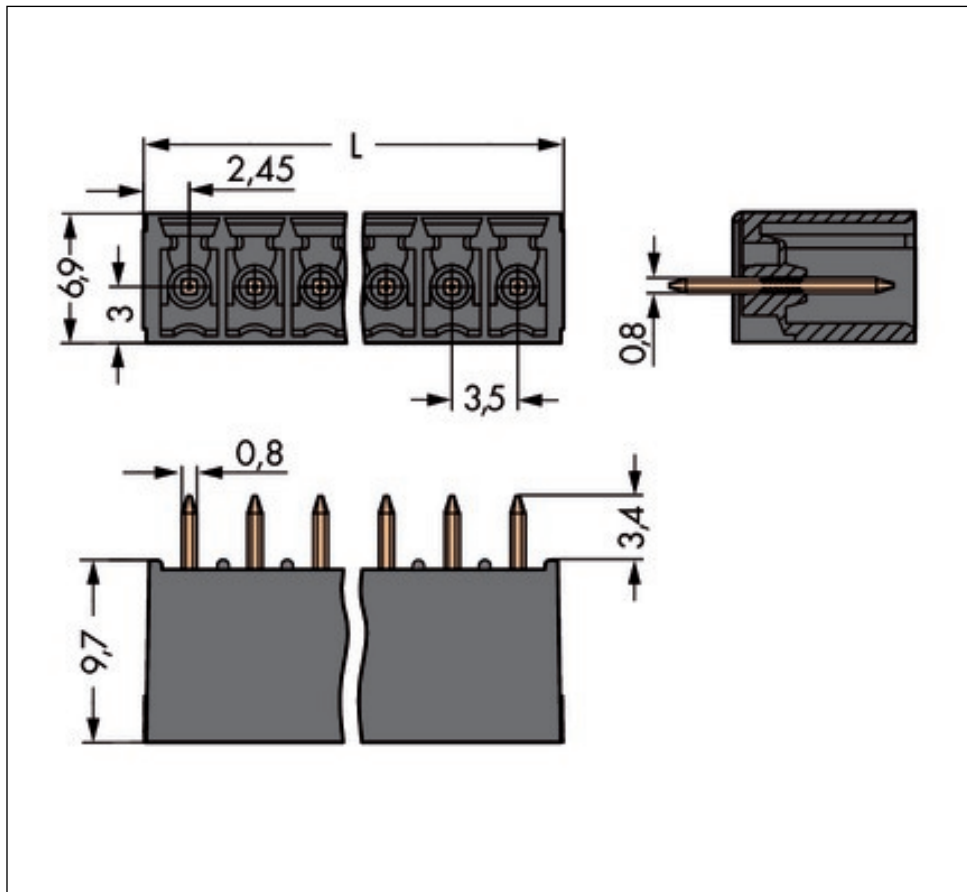
Printview: Male header (for PCBs); Straight solder pin 0.8 x 0.8 mm; 3-pole; Pin spacing 3.5 mm / 0.138 in;  
Vertical PCB mounting; with closed end - Item No.: 714-133

---

#### Images & drawings









**Address**

WAGO Kontakttechnik GmbH & Co. KG

Hansastr. 27

32423 Minden

Telefon: 0571/887-0

Fax: 0571/887-169

<http://www.wago.com>

© WAGO Kontakttechnik GmbH & Co. KG

Technische Änderungen und Irrtümer vorbehalten.