

Printview: Male header (for PCBs); Angled solder pin 0.8 x 0.8 mm; 3-pole; Pin spacing 3.5 mm / 0.138 in; Horizontal PCB mounting; with closed end - Item No.: 714-163



Male header (for PCBs); Angled solder pin 0.8 x 0.8 mm; 3-pole; Pin spacing 3.5 mm / 0.138 in; Horizontal PCB mounting; with closed end

Item No.: 714-163



Male header (for PCBs); Angled solder pin 0.8 x 0.8 mm; 3-pole; Pin spacing 3.5 mm / 0.138 in; Horizontal PCB mounting; with closed end

Marking

RoHS ✓
Compliant

Business data

Supplier	WAGO
Item no.	714-163
GTIN / EAN	4045454859145
Content	1

Notes

*Item description:*Header housing is molded of THR-compatible insulation material for lead-free Reflow solderingSeparated pin slots prevent damage and make the headers touch-proof when unpluggedCoding option available*Safety information 1:* The MULTI CONNECTION SYSTEM (MCS) is designed without breaking capacity for compliance with DIN EN 61984. When used as intended, MCS Connectors shall not be connected/disconnected when live or under load. The circuit design should ensure header pins, which can be touched, are not live when unmated.

Technical data

Miscellaneous

Printview: Male header (for PCBs); Angled solder pin 0.8 x 0.8 mm; 3-pole; Pin spacing 3.5 mm / 0.138 in; Horizontal PCB mounting; with closed end - Item No.: 714-163


Technical data	
Other versions (or variants) can be requested	Other pole numbers
Ratings per	IEC/EN 60664-1
Rated voltage (III / 3) [V]	160 [V]
Rated impulse voltage (III / 3) [kV]	2.5 [kV]
Rated voltage (III/2) [V]	160 [V]
Rated impulse voltage (III / 2) [kV]	2.5 [kV]
Rated voltage (II / 2) [V]	320 [V]
Rated impulse voltage (II / 2) [kV]	2.5 [kV]
Rated current [A]	8 [A]
Legend (ratings)	(III / 2) Overvoltage category III / Pollution degree 2
Approvals per	UL 1059
Rated voltage UL (Use Group B) [V]	150 [V]
Rated current UL (Use Group B) [A]	8 [A]
No. of poles	3
Total number of potentials	3
Number of levels	1
Pin spacing	3.5 mm (0.138 in)
Width	11.9 mm / 0.469 Inch
Height	10.3 mm / 0.406 Inch
Height from the surface	6.9 mm / 0.272 Inch
Depth	9.7 mm / 0.382 Inch
Solder pin length [mm]	3.4 [mm]
Solder pin dimensions	0.8 x 0.8 mm
Drilled hole diameter (tolerance) [mm]	1.2(+ 0.1) [mm]
Contact type (pluggable connector)	Male connector/plug
Connector connection type	for PCBs
Mismating protection	nein
PCB contact	THT
Solder pin arrangement	over the entire male connector, in line
Number of solder pins per potential	1
Color	black
Material group	I


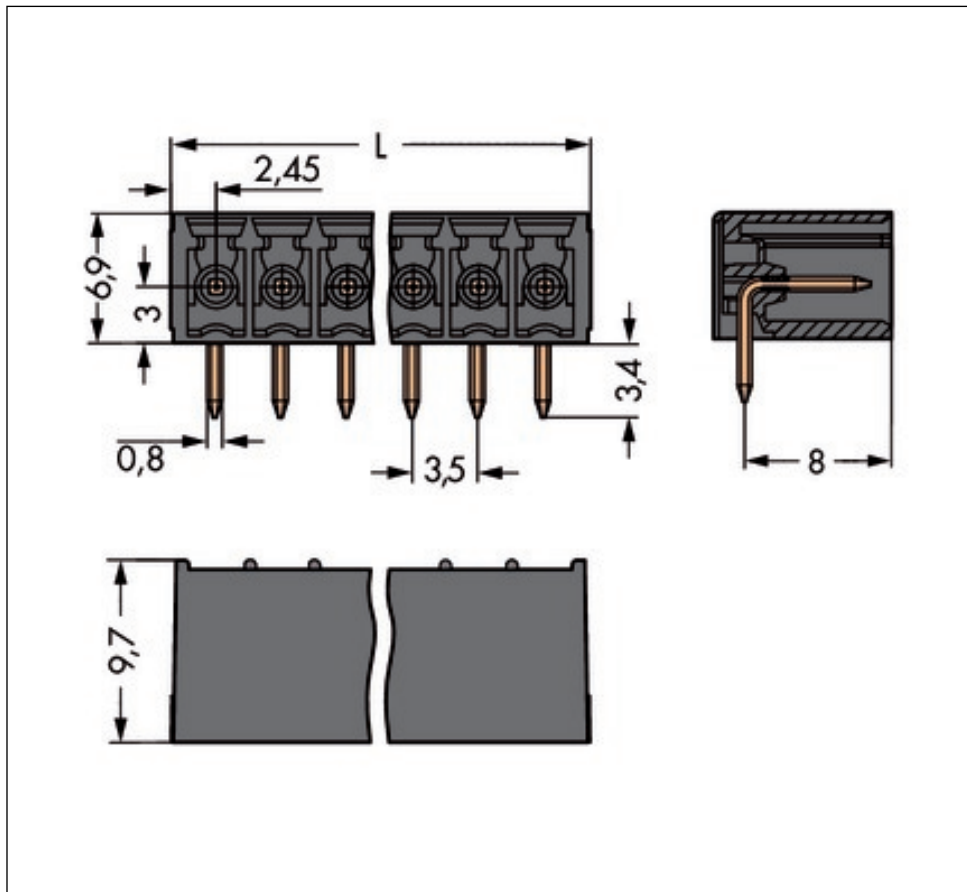
Printview: Male header (for PCBs); Angled solder pin 0.8 x 0.8 mm; 3-pole; Pin spacing 3.5 mm / 0.138 in; Horizontal PCB mounting; with closed end - Item No.: 714-163

Technical data	
<i>Insulating material</i>	<i>Polyphthalamide (PPA GF)</i>
<i>Flammability class per UL94</i>	<i>V0</i>
<i>Contact material</i>	<i>Electrolytic copper (Ecu)</i>
<i>Contact plating</i>	<i>tin-plated</i>
<i>Fire load [MJ]</i>	<i>0.013 [MJ]</i>
<i>Weight [g]</i>	<i>0.66 [g]</i>
<i>Limit temperature range</i>	<i>-60 ... 100 °C</i>
<i>Pin spacing from [in]</i>	<i>0.138 [in]</i>
<i>Pin spacing from [mm]</i>	<i>3.5 [mm]</i>
<i>Contact type</i>	<i>Male connector/plug; for PCBs</i>
<i>Product Family</i>	<i>MCS MINI SL</i>
<i>Main product function</i>	<i>Male connector/plug</i>
<i>Product type</i>	<i>Pluggable PCB connectors</i>

Printview: Male header (for PCBs); Angled solder pin 0.8 x 0.8 mm; 3-pole; Pin spacing 3.5 mm / 0.138 in; Horizontal PCB mounting; with closed end - Item No.: 714-163

Images & drawings





Address

WAGO Kontakttechnik GmbH & Co. KG

Hansastr. 27

32423 Minden

Telefon: 0571/887-0

Fax: 0571/887-169

<http://www.wago.com>

© WAGO Kontakttechnik GmbH & Co. KG

Technische Änderungen und Irrtümer vorbehalten.