



Double-deck PCB terminal block; 2.5 mm²; Pin spacing 5 mm; 2 x 8-pole; CAGE CLAMP®

Item No.: 736-108



Double-deck PCB terminal block; 2.5 mm²; Pin spacing 5 mm; 2 x 8-pole; CAGE CLAMP®

Marking

RoHS ✓
Compliant

Business data

Supplier	WAGO
Item no.	736-108
GTIN / EAN	4044918913447
Content	1

Notes

Item description: Terminal strips with screwdriver-actuated CAGE CLAMP® High-density, double-deck design for space-efficient wiring of multiple conductors in confined areas Custom inkjet marking for all termination levels Terminal strips with commoning strips for distribution of potential

Technical data



Miscellaneous

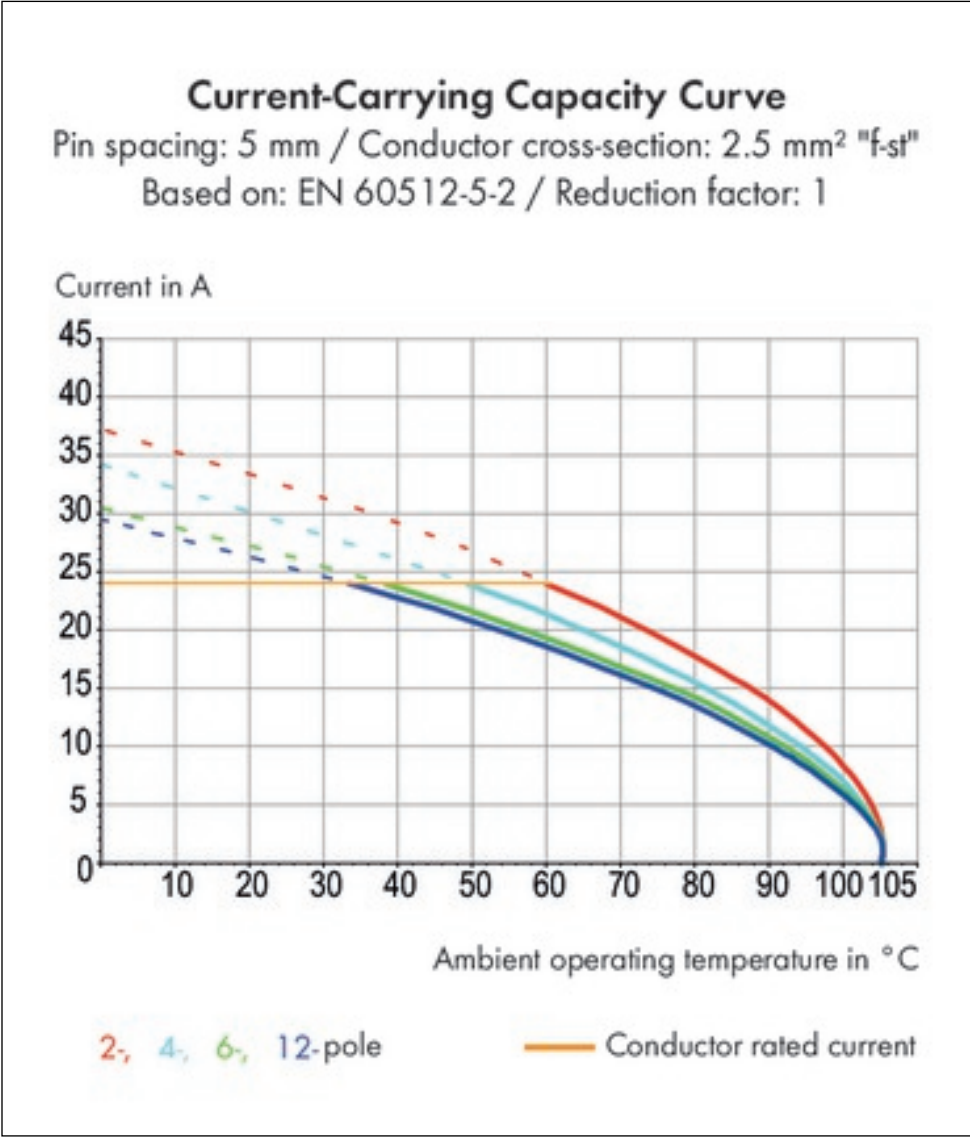
Other versions (or variants) can be requested	Other pole numbers

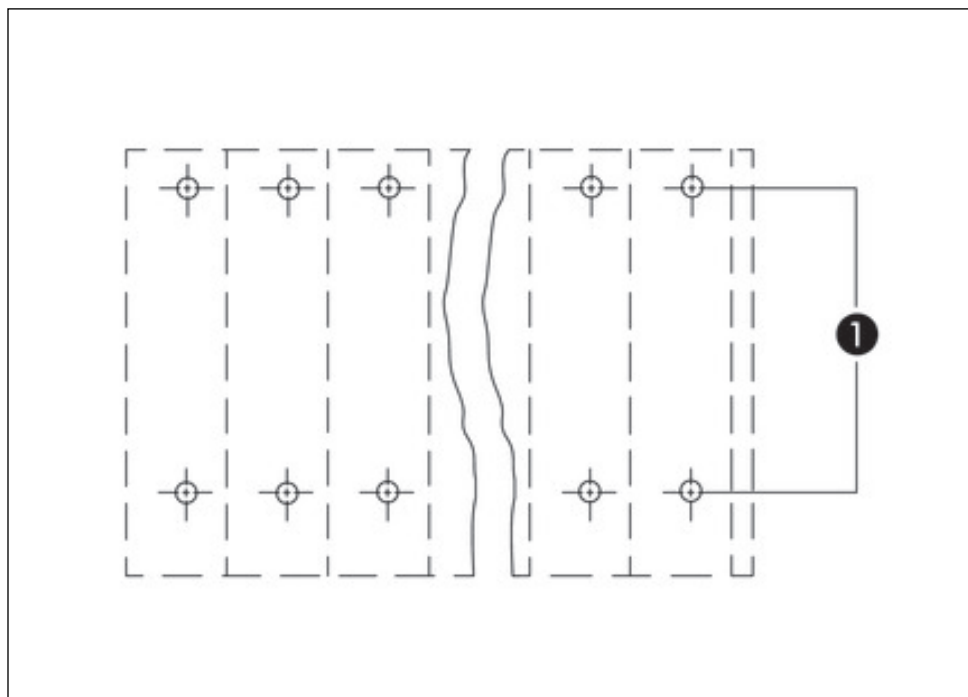
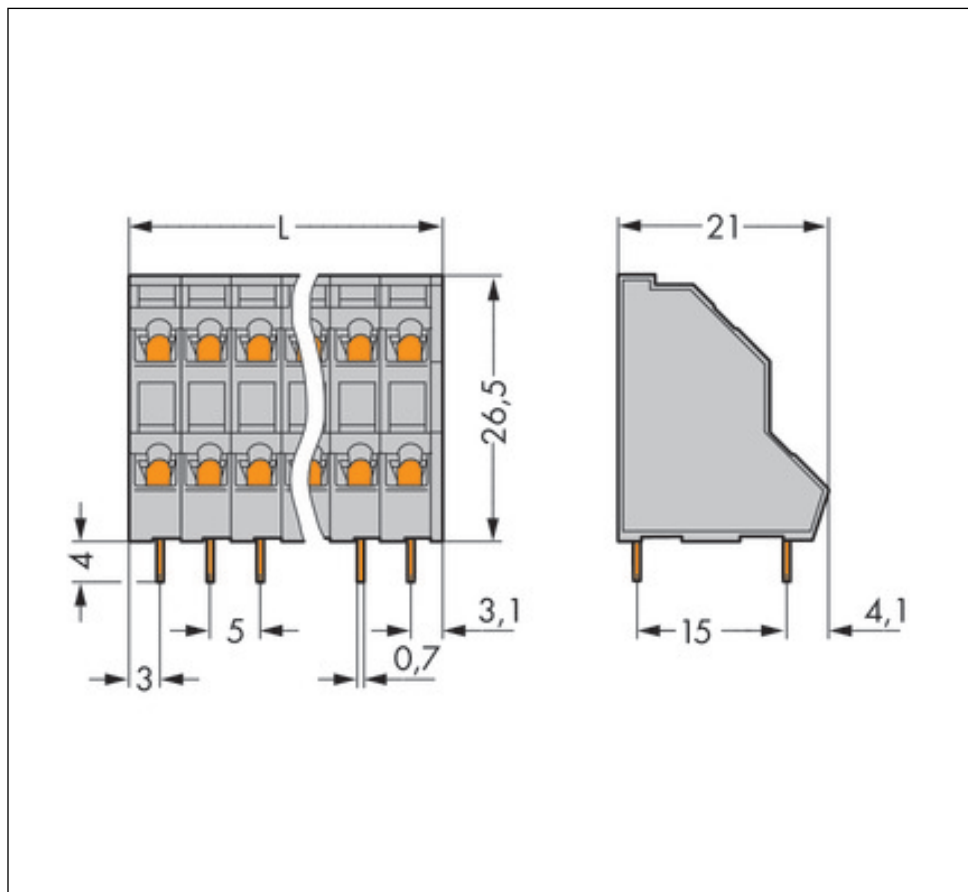
Technical data	
<i>Ratings per</i>	<i>IEC/EN 60664-1</i>
<i>Ratings note</i>	<i>Between the modules</i>
<i>Rated voltage (III / 3) [V]</i>	<i>250 [V]</i>
<i>Rated impulse voltage (III / 3) [kV]</i>	<i>4 [kV]</i>
<i>Rated voltage (III/2) [V]</i>	<i>320 [V]</i>
<i>Rated impulse voltage (III / 2) [kV]</i>	<i>4 [kV]</i>
<i>Rated voltage (II / 2) [V]</i>	<i>630 [V]</i>
<i>Rated impulse voltage (II / 2) [kV]</i>	<i>4 [kV]</i>
<i>Rated current [A]</i>	<i>21 [A]</i>
<i>Ratings according to 2</i>	<i>IEC/EN 60664-1</i>
<i>Ratings note 2</i>	<i>Between the decks</i>
<i>Rated voltage (III / 3) 2 [V]</i>	<i>320 [V]</i>
<i>Rated impulse voltage (III / 3) 2 [kV]</i>	<i>4 [kV]</i>
<i>Rated voltage (III / 2) 2 [V]</i>	<i>320 [V]</i>
<i>Rated impulse voltage (III / 2) 2 [kV]</i>	<i>4 [kV]</i>
<i>Rated voltage (II / 2) 2 [V]</i>	<i>630 [V]</i>
<i>Rated impulse voltage (II / 2) 2 [kV]</i>	<i>4 [kV]</i>
<i>Rated current (2) [A]</i>	<i>21 [A]</i>
<i>Legend (ratings)</i>	<i>(III / 2) Overvoltage category III / Pollution degree 2</i>
<i>Approvals per</i>	<i>UL 1059</i>
<i>Rated voltage UL (Use Group B) [V]</i>	<i>300 [V]</i>
<i>Rated current UL (Use Group B) [A]</i>	<i>10 [A]</i>
<i>Rated voltage UL (Use Group D) [V]</i>	<i>300 [V]</i>
<i>Rated current UL (Use Group D) [A]</i>	<i>10 [A]</i>
<i>Rated voltage CSA (Use Group B) [V]</i>	<i>300 [V]</i>
<i>Rated current CSA (Use Group B) [A]</i>	<i>10 [A]</i>
<i>Rated voltage CSA (Use Group D) [V]</i>	<i>300 [V]</i>
<i>Rated current CSA (Use Group D) [A]</i>	<i>10 [A]</i>
<i>No. of poles</i>	<i>8</i>
<i>Total number of connection points</i>	<i>16</i>
<i>Total number of potentials</i>	<i>16</i>
<i>Number of connection types</i>	<i>1</i>
<i>Number of levels</i>	<i>2</i>
<i>Connection technology</i>	<i>CAGE CLAMP®</i>


Technical data	
<i>Actuation type</i>	<i>Operating tool</i>
<i>Solid conductor</i>	0.08 ... 2.5 mm ² / 28 ... 12 AWG
<i>Fine-stranded conductor</i>	0.08 ... 2.5 mm ² / 28 ... 12 AWG
<i>Fine-stranded conductor with ferrule with plastic collar</i>	0.25 ... 1.5 mm ²
<i>Fine-stranded conductor with ferrule without plastic collar</i>	0.25 ... 2.5 mm ²
<i>Strip length</i>	5 ... 6 mm / 0.2 ... 0.24 Inch
<i>Conductor entry angle to the PCB [°]</i>	45 [°]
<i>Pin spacing</i>	5 mm (0.197 in)
<i>Width</i>	41 mm / 1.614 Inch
<i>Height</i>	30.5 mm / 1.201 Inch
<i>Height from the surface</i>	26.5 mm / 1.043 Inch
<i>Depth</i>	21 mm / 0.827 Inch
<i>Solder pin length [mm]</i>	4 [mm]
<i>Solder pin dimensions</i>	0.7 x 0.7 mm
<i>Drilled hole diameter (tolerance) [mm]</i>	1.3(+ 0.1) [mm]
<i>PCB contact</i>	THT
<i>Solder pin arrangement</i>	within the terminal block, in line
<i>Number of solder pins per potential</i>	1
<i>Color</i>	gray
<i>Material group</i>	I
<i>Insulating material</i>	Polyamide 66 (PA 66)
<i>Flammability class per UL94</i>	V0
<i>Clamping spring material</i>	Chrome nickel spring steel (CrNi)
<i>Contact material</i>	Electrolytic copper (Ecu)
<i>Contact plating</i>	tin-plated
<i>Fire load [MJ]</i>	0.285 [MJ]
<i>Weight [g]</i>	18.563 [g]
<i>Limit temperature range</i>	-60 ... 105 °C
<i>Pin spacing from [in]</i>	0.197 [in]
<i>Pin spacing from [mm]</i>	5 [mm]
<i>Main product function</i>	PCB terminal block
<i>Product type</i>	PCB terminal blocks

Images & drawings









Address

WAGO Kontakttechnik GmbH & Co. KG

Hansastr. 27

32423 Minden

Telefon: 0571/887-0

Fax: 0571/887-169

<http://www.wago.com>

© WAGO Kontakttechnik GmbH & Co. KG

Technische Änderungen und Irrtümer vorbehalten.