



**Double-deck PCB terminal block; 2.5 mm<sup>2</sup>; Pin spacing 5.08 mm;  
 2 x 4-pole; CAGE CLAMP®**

Item No.: 736-304



Double-deck PCB terminal block; 2.5 mm<sup>2</sup>; Pin spacing 5.08 mm; 2 x 4-pole; CAGE CLAMP®

**Marking**

RoHS ✓  
 Compliant

**Business data**

Supplier	WAGO
Item no.	736-304
GTIN / EAN	4044918914048
Content	1

**Notes**

*Item description: Terminal strips with screwdriver-actuated CAGE CLAMP® High-density, double-deck design for space-efficient wiring of multiple conductors in confined areas Custom inkjet marking for all termination levels Terminal strips with commoning strips for distribution of potential*

**Technical data**



*Miscellaneous*

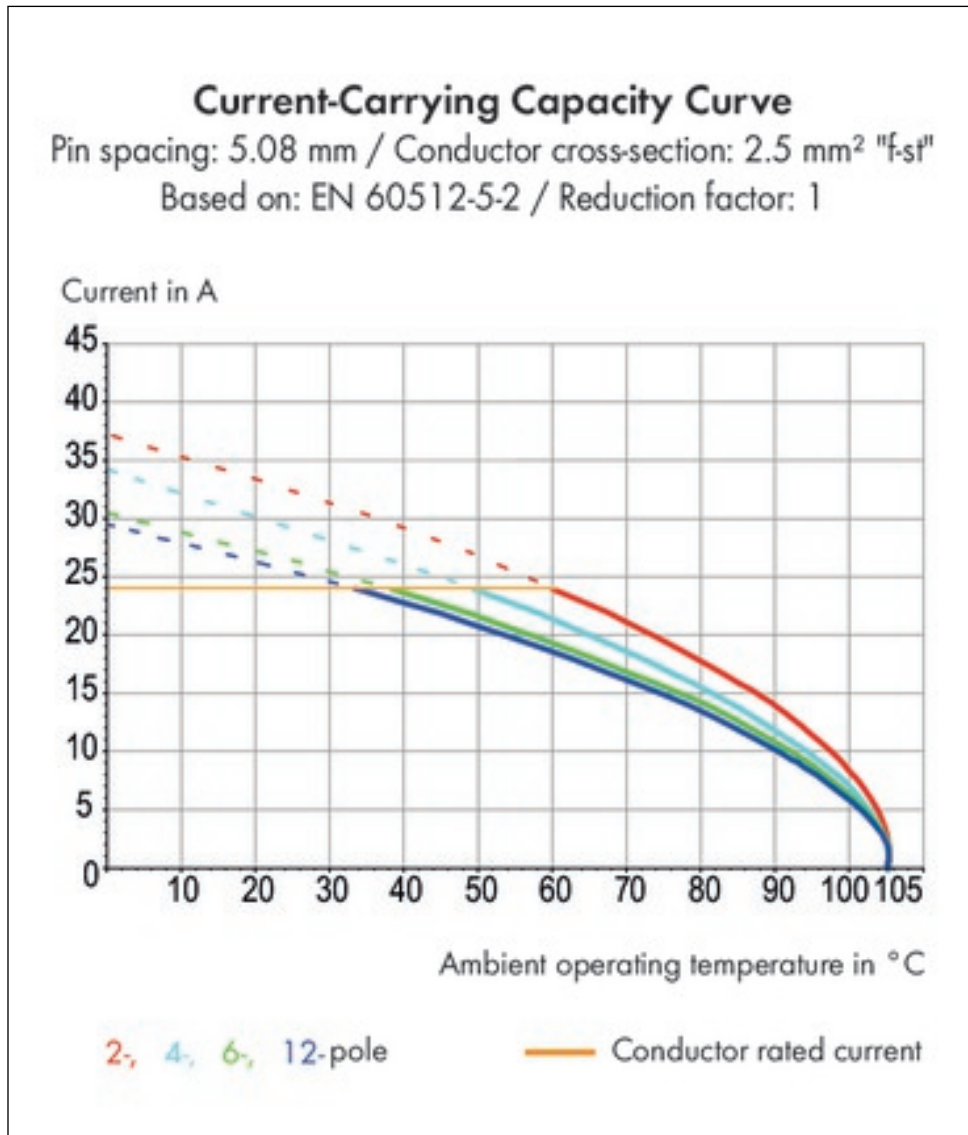
<i>Other versions (or variants) can be requested</i>	<i>Other pole numbers</i>

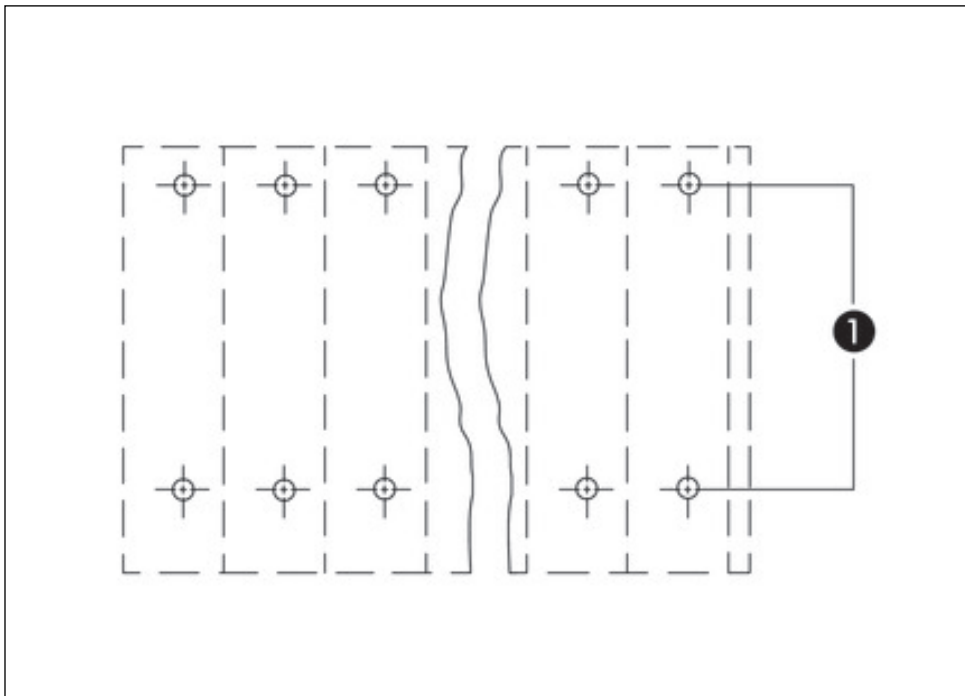
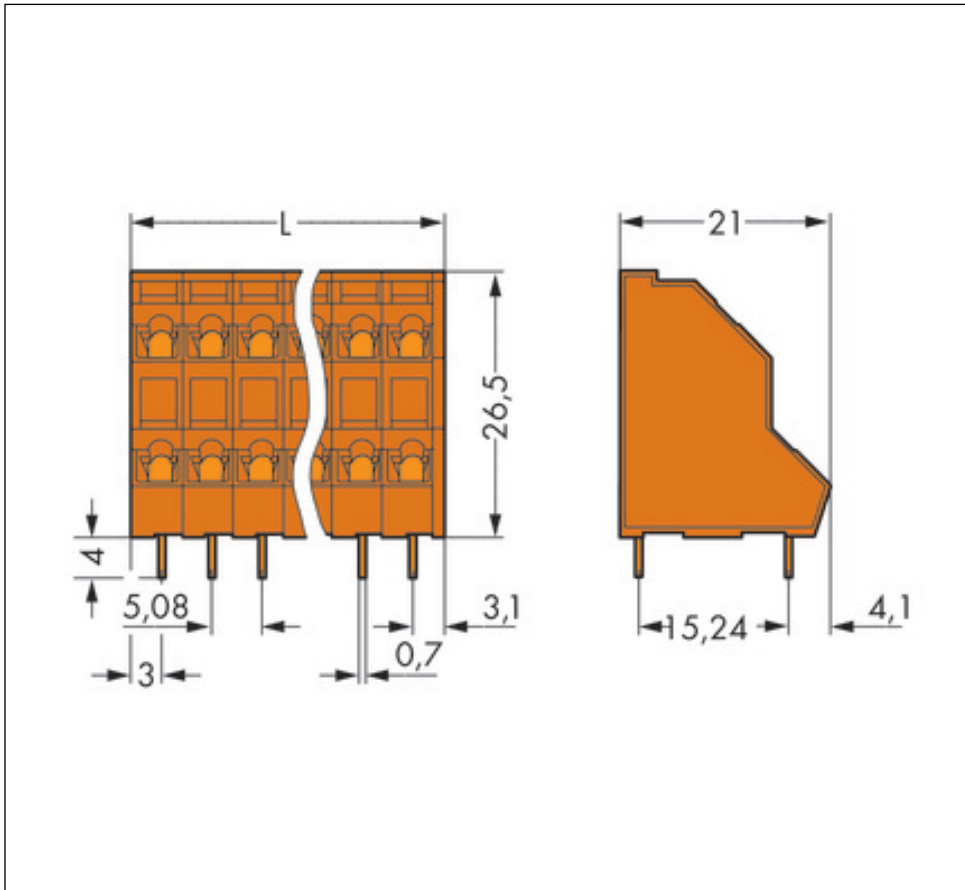
<b>Technical data</b>	
<i>Ratings per</i>	<i>IEC/EN 60664-1</i>
<i>Ratings note</i>	<i>Between the modules</i>
<i>Rated voltage (III / 3) [V]</i>	<i>250 [V]</i>
<i>Rated impulse voltage (III / 3) [kV]</i>	<i>4 [kV]</i>
<i>Rated voltage (III/2) [V]</i>	<i>320 [V]</i>
<i>Rated impulse voltage (III / 2) [kV]</i>	<i>4 [kV]</i>
<i>Rated voltage (II / 2) [V]</i>	<i>630 [V]</i>
<i>Rated impulse voltage (II / 2) [kV]</i>	<i>4 [kV]</i>
<i>Rated current [A]</i>	<i>21 [A]</i>
<i>Ratings according to 2</i>	<i>IEC/EN 60664-1</i>
<i>Ratings note 2</i>	<i>Between the decks</i>
<i>Rated voltage (III / 3) 2 [V]</i>	<i>320 [V]</i>
<i>Rated impulse voltage (III / 3) 2 [kV]</i>	<i>4 [kV]</i>
<i>Rated voltage (III / 2) 2 [V]</i>	<i>320 [V]</i>
<i>Rated impulse voltage (III / 2) 2 [kV]</i>	<i>4 [kV]</i>
<i>Rated voltage (II / 2) 2 [V]</i>	<i>630 [V]</i>
<i>Rated impulse voltage (II / 2) 2 [kV]</i>	<i>4 [kV]</i>
<i>Rated current (2) [A]</i>	<i>21 [A]</i>
<i>Legend (ratings)</i>	<i>(III / 2) Overvoltage category III / Pollution degree 2</i>
<i>Approvals per</i>	<i>UL 1059</i>
<i>Rated voltage UL (Use Group B) [V]</i>	<i>300 [V]</i>
<i>Rated current UL (Use Group B) [A]</i>	<i>10 [A]</i>
<i>Rated voltage UL (Use Group D) [V]</i>	<i>300 [V]</i>
<i>Rated current UL (Use Group D) [A]</i>	<i>10 [A]</i>
<i>Rated voltage CSA (Use Group B) [V]</i>	<i>300 [V]</i>
<i>Rated current CSA (Use Group B) [A]</i>	<i>10 [A]</i>
<i>Rated voltage CSA (Use Group D) [V]</i>	<i>300 [V]</i>
<i>Rated current CSA (Use Group D) [A]</i>	<i>10 [A]</i>
<i>No. of poles</i>	<i>4</i>
<i>Total number of connection points</i>	<i>8</i>
<i>Total number of potentials</i>	<i>8</i>
<i>Number of connection types</i>	<i>1</i>
<i>Number of levels</i>	<i>2</i>
<i>Connection technology</i>	<i>CAGE CLAMP®</i>


<b>Technical data</b>	
<i>Actuation type</i>	<i>Operating tool</i>
<i>Solid conductor</i>	0.08 ... 2.5 mm <sup>2</sup> / 28 ... 12 AWG
<i>Fine-stranded conductor</i>	0.08 ... 2.5 mm <sup>2</sup> / 28 ... 12 AWG
<i>Fine-stranded conductor with ferrule with plastic collar</i>	0.25 ... 1.5 mm <sup>2</sup>
<i>Fine-stranded conductor with ferrule without plastic collar</i>	0.25 ... 2.5 mm <sup>2</sup>
<i>Strip length</i>	5 ... 6 mm / 0.2 ... 0.24 Inch
<i>Conductor entry angle to the PCB [°]</i>	45 [°]
<i>Pin spacing</i>	5.08 mm (0.2 in)
<i>Width</i>	21.32 mm / 0.839 Inch
<i>Height</i>	30.5 mm / 1.201 Inch
<i>Height from the surface</i>	26.5 mm / 1.043 Inch
<i>Depth</i>	21 mm / 0.827 Inch
<i>Solder pin length [mm]</i>	4 [mm]
<i>Solder pin dimensions</i>	0.7 x 0.7 mm
<i>Drilled hole diameter (tolerance) [mm]</i>	1.3(+ 0.1) [mm]
<i>PCB contact</i>	THT
<i>Solder pin arrangement</i>	within the terminal block, in line
<i>Number of solder pins per potential</i>	1
<i>Color</i>	orange
<i>Material group</i>	I
<i>Insulating material</i>	Polyamide 66 (PA 66)
<i>Flammability class per UL94</i>	V0
<i>Clamping spring material</i>	Chrome nickel spring steel (CrNi)
<i>Contact material</i>	Electrolytic copper (Ecu)
<i>Contact plating</i>	tin-plated
<i>Fire load [MJ]</i>	0.148 [MJ]
<i>Weight [g]</i>	9.505 [g]
<i>Limit temperature range</i>	-60 ... 105 °C
<i>Pin spacing from [in]</i>	0.2 [in]
<i>Pin spacing from [mm]</i>	5.08 [mm]
<i>Main product function</i>	PCB terminal block
<i>Product type</i>	PCB terminal blocks

Images & drawings









#### Address

WAGO Kontakttechnik GmbH & Co. KG

Hansastr. 27

32423 Minden

Telefon: 0571/887-0

Fax: 0571/887-169

<http://www.wago.com>

© WAGO Kontakttechnik GmbH & Co. KG

Technische Änderungen und Irrtümer vorbehalten.