



SMD PCB terminal block; Push-button; 0.75 mm²; Pin spacing 4 mm; 3-pole; Push-in CAGE CLAMP®; in tape-and-reel packaging

Item No.: 2060-473/998-404



SMD PCB terminal block; Push-button; 0.75 mm²; Pin spacing 4 mm; 3-pole; Push-in CAGE CLAMP®; in tape-and-reel packaging

Marking

RoHS ✓
Compliant

Business data

Supplier	WAGO
Item no.	2060-473/998-404
GTIN / EAN	4055143251174
Content	1

Notes

Item description: SMD PCB terminal blocks with Push-in CAGE CLAMP® connection and push-buttons. Height of just 4.5 mm minimizes on-board LED shadowing. Available in tape-and-reel packaging for automated assembly. *Note:* Application note: Suitable for lead-free, reflow-soldering profiles per DIN EN 61760-1 and IEC 60068-2-58 up to max. 260 °C peak temperature. Due to customer-specific variables (e.g., component configuration and orientation, type of soldering machine, solder paste), trial runs are recommended to ensure product and process compatibility under actual manufacturing conditions. *Recommendation:* Recommendation for SMD stencil: Material thickness, 150 µm. Pattern layout identical to solder pad layout.

Technical data

Technical data	
<i>Miscellaneous</i>	
<i>Ratings per</i>	<i>IEC/EN 60664-1</i>
<i>Rated voltage (III / 3) [V]</i>	<i>63 [V]</i>
<i>Rated impulse voltage (III / 3) [kV]</i>	<i>2.5 [kV]</i>
<i>Rated voltage (III/2) [V]</i>	<i>160 [V]</i>
<i>Rated impulse voltage (III / 2) [kV]</i>	<i>2.5 [kV]</i>
<i>Rated voltage (II / 2) [V]</i>	<i>320 [V]</i>
<i>Rated impulse voltage (II / 2) [kV]</i>	<i>2.5 [kV]</i>
<i>Rated current [A]</i>	<i>9 [A]</i>
<i>Legend (ratings)</i>	<i>(III / 2) Overvoltage category III / Pollution degree 2</i>
<i>No. of poles</i>	<i>3</i>
<i>Total number of connection points</i>	<i>3</i>
<i>Total number of potentials</i>	<i>3</i>
<i>Number of connection types</i>	<i>1</i>
<i>Number of levels</i>	<i>1</i>
<i>Connection technology</i>	<i>Push-in CAGE CLAMP®</i>
<i>Actuation type</i>	<i>Operating lever</i>
<i>Solid conductor</i>	<i>0.2 ... 0.75 mm² / 24 ... 18 AWG</i>
<i>Fine-stranded conductor</i>	<i>0.2 ... 0.75 mm² / 24 ... 18 AWG</i>
<i>Fine-stranded conductor with ferrule with plastic collar</i>	<i>0.25 ... 0.34 mm²</i>
<i>Fine-stranded conductor with ferrule without plastic collar</i>	<i>0.25 ... 0.34 mm²</i>
<i>Strip length</i>	<i>7 ... 9 mm / 0.28 ... 0.35 Inch</i>
<i>Pin spacing</i>	<i>4 mm (0.157 in)</i>
<i>Width</i>	<i>11.9 mm / 0.469 Inch</i>
<i>Height</i>	<i>4.5 mm / 0.177 Inch</i>
<i>Depth</i>	<i>13.1 mm / 0.516 Inch</i>
<i>Reel diameter of tape-and-reel packaging [mm]</i>	<i>330 [mm]</i>
<i>Tape width [mm]</i>	<i>24 [mm]</i>
<i>PCB contact</i>	<i>SMD</i>
<i>Color</i>	<i>black</i>
<i>Material group</i>	<i>I</i>
<i>Insulating material</i>	<i>Polyphthalamide (PPA GF)</i>
<i>Flammability class per UL94</i>	<i>V0</i>

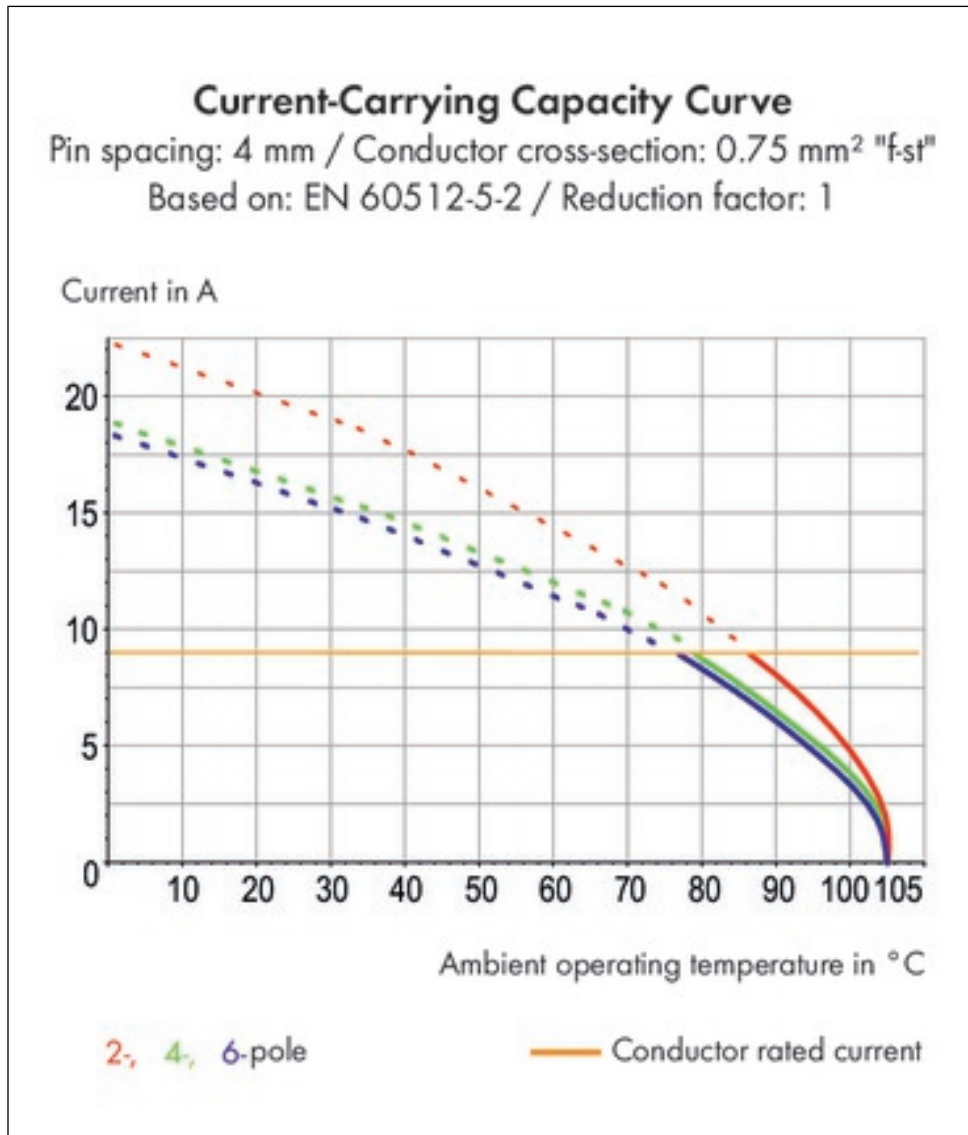
Printview: SMD PCB terminal block; Push-button; 0.75 mm²; Pin spacing 4 mm; 3-pole; Push-in CAGE CLAMP®; in tape-and-reel packaging - Item No.: 2060-473/998-404

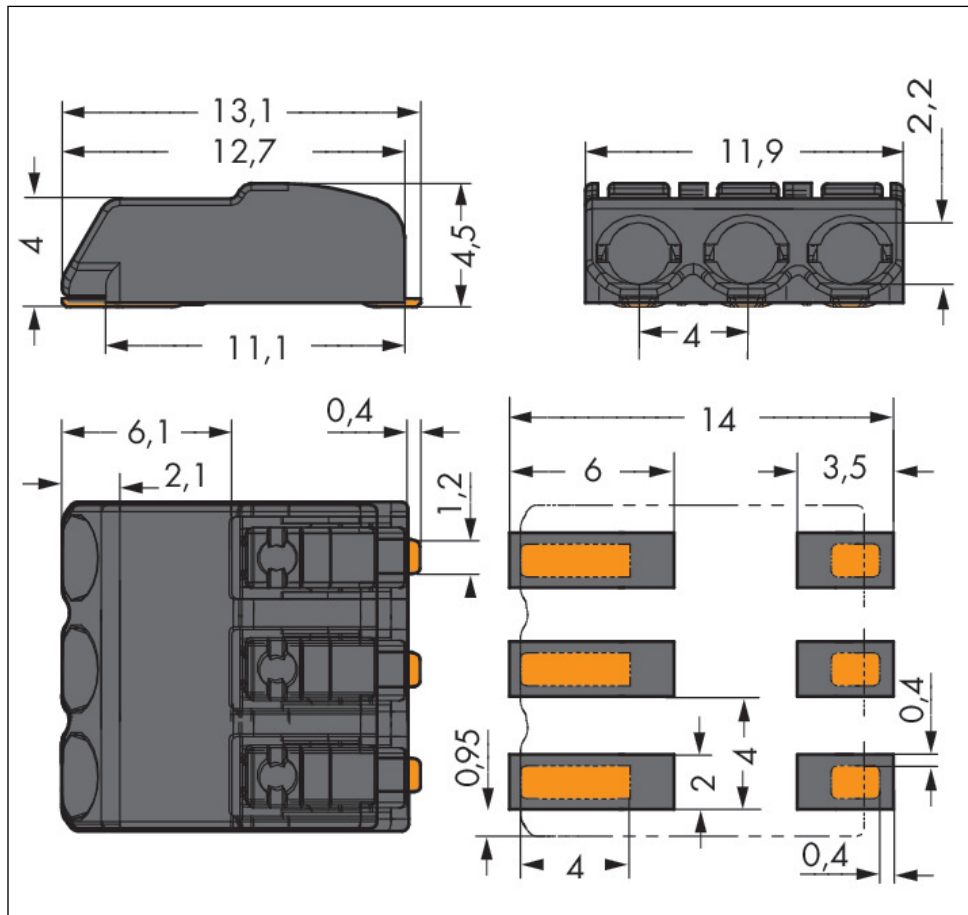
Technical data	
<i>Contact material</i>	<i>Copper alloy</i>
<i>Contact plating</i>	<i>tin-plated</i>
<i>Fire load [MJ]</i>	<i>0.011 [MJ]</i>
<i>Weight [g]</i>	<i>0.769 [g]</i>
<i>Limit temperature range</i>	<i>-60 ... 105 °C</i>
<i>Pin spacing from [in]</i>	<i>0.157 [in]</i>
<i>Pin spacing from [mm]</i>	<i>4 [mm]</i>
<i>Main product function</i>	<i>PCB terminal block</i>
<i>Product type</i>	<i>PCB terminal blocks</i>


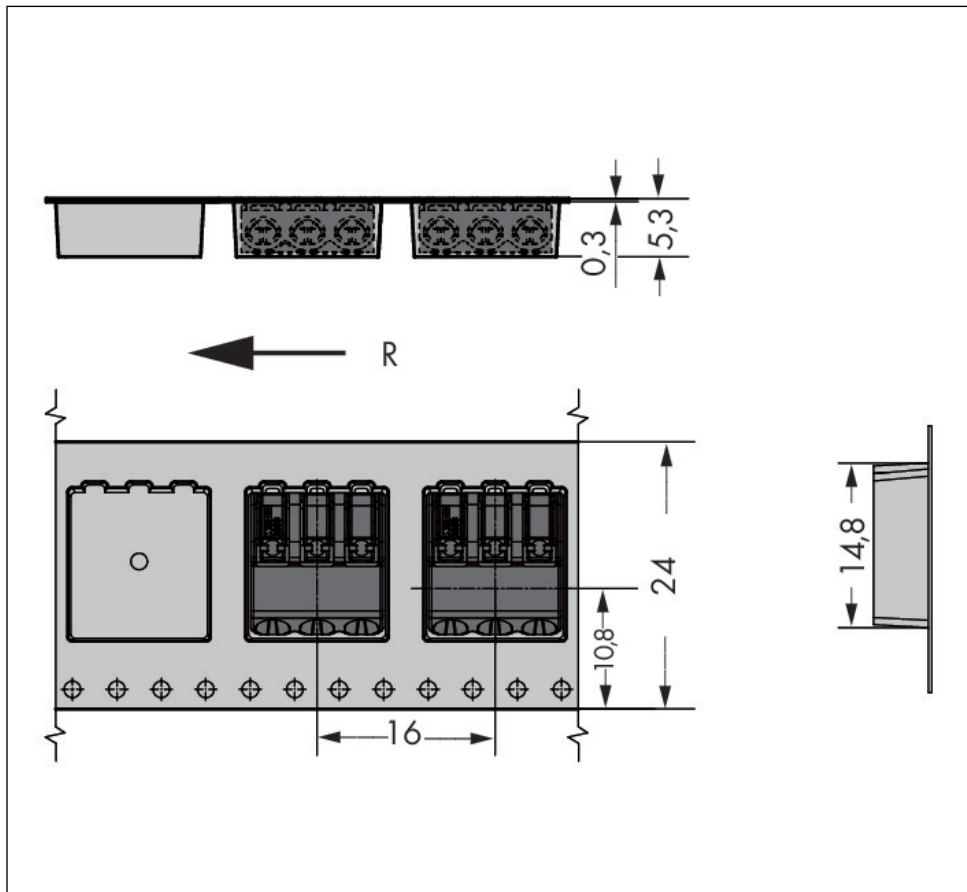
Images & drawings















Address

WAGO Kontakttechnik GmbH & Co. KG

Hansastr. 27

32423 Minden

Telefon: 0571/887-0

Fax: 0571/887-169

<http://www.wago.com>

© WAGO Kontakttechnik GmbH & Co. KG

Technische Änderungen und Irrtümer vorbehalten.