



**PCB terminal block; Push-button; 0.5 mm<sup>2</sup>; Pin spacing 2.54 mm; 6-pole; CAGE CLAMP®**

Item No.: 233-506



PCB terminal block; Push-button; 0.5 mm<sup>2</sup>; Pin spacing 2.54 mm; 6-pole; CAGE CLAMP®

**Marking**

RoHS ✓  
Compliant

**Business data**

Supplier	WAGO
Item no.	233-506
GTIN / EAN	4045454050313
Content	1

**Notes**

*Item description: Terminal strips with push-button actuated CAGE CLAMP® Double solder pins for high mechanical stability on PCB Ideal for in-the-field wiring thanks to simplified push-button actuation Convenient, tool-free operation*

**Technical data**


*Miscellaneous*

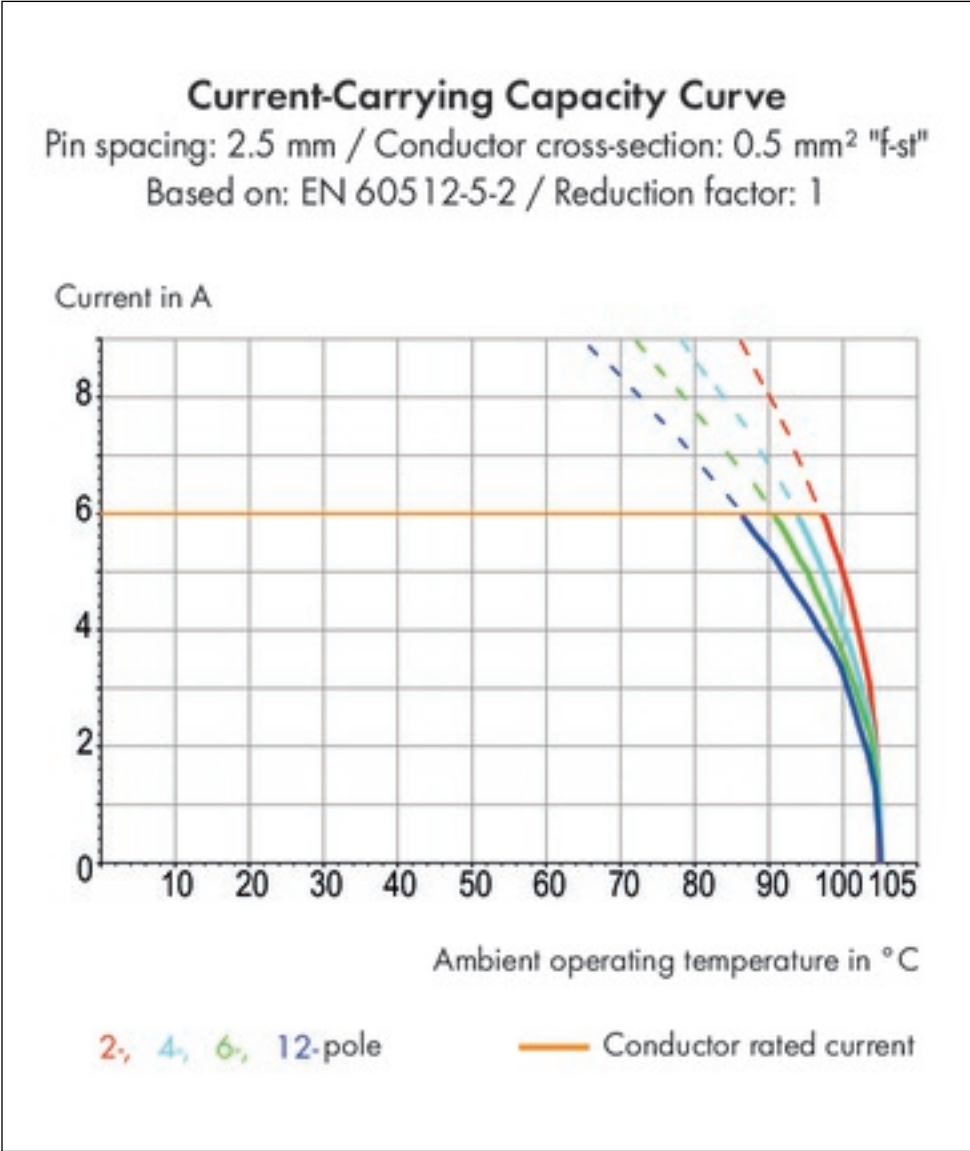
<i>Other versions (or variants) can be requested</i>	<i>Other pole numbers</i>
<i>Ratings per</i>	<i>IEC/EN 60664-1</i>


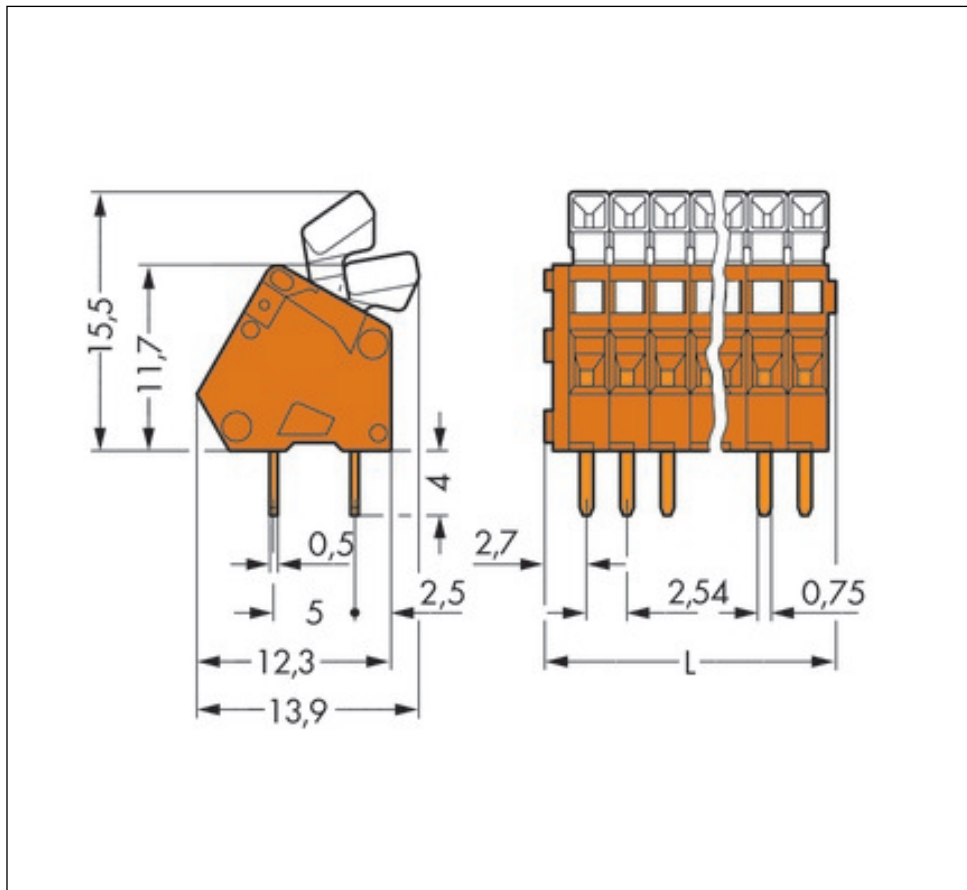
<b>Technical data</b>	
Rated voltage (III / 3) [V]	63 [V]
Rated impulse voltage (III / 3) [kV]	2.5 [kV]
Rated voltage (III/2) [V]	160 [V]
Rated impulse voltage (III / 2) [kV]	2.5 [kV]
Rated voltage (II / 2) [V]	320 [V]
Rated impulse voltage (II / 2) [kV]	2.5 [kV]
Rated current [A]	6 [A]
Legend (ratings)	(III / 2) Overvoltage category III / Pollution degree 2
Approvals per	UL 1059
Rated voltage UL (Use Group B) [V]	150 [V]
Rated current UL (Use Group B) [A]	4 [A]
Rated voltage CSA (Use Group B) [V]	150 [V]
Rated current CSA (Use Group B) [A]	4 [A]
No. of poles	6
Total number of connection points	6
Total number of potentials	6
Number of connection types	1
Number of levels	1
Connection technology	CAGE CLAMP®
Actuation type	Operating lever
Solid conductor	0.08 ... 0.5 mm <sup>2</sup> / 28 ... 20 AWG
Fine-stranded conductor	0.08 ... 0.5 mm <sup>2</sup> / 28 ... 20 AWG
Fine-stranded conductor with ferrule with plastic collar	0.25 mm <sup>2</sup>
Fine-stranded conductor with ferrule without plastic collar	0.25 mm <sup>2</sup>
Strip length	5 ... 6 mm / 0.2 ... 0.24 Inch
Conductor entry angle to the PCB [°]	30 [°]
Pin spacing	2.54 mm (0.1 in)
Width	17.54 mm / 0.691 Inch
Height	19.5 mm / 0.768 Inch
Height from the surface	15.5 mm / 0.61 Inch
Depth	13.9 mm / 0.547 Inch
Solder pin length [mm]	4 [mm]
Solder pin dimensions	0.5 x 0.75 mm
Drilled hole diameter (tolerance) [mm]	1.1(+ 0.1) [mm]

<b>Technical data</b>	
<i>PCB contact</i>	<i>THT</i>
<i>Solder pin arrangement</i>	<i>over the entire terminal strip, in line</i>
<i>Number of solder pins per potential</i>	<i>2</i>
<i>Color</i>	<i>orange</i>
<i>Material group</i>	<i>I</i>
<i>Insulating material</i>	<i>Polyamide 66 (PA 66)</i>
<i>Flammability class per UL94</i>	<i>V0</i>
<i>Clamping spring material</i>	<i>Chrome nickel spring steel (CrNi)</i>
<i>Contact material</i>	<i>Electrolytic copper (Ecu)</i>
<i>Contact plating</i>	<i>tin-plated</i>
<i>Fire load [MJ]</i>	<i>0.046 [MJ]</i>
<i>Weight [g]</i>	<i>2.504 [g]</i>
<i>Limit temperature range</i>	<i>-60 ... 105 °C</i>
<i>Pin spacing from [in]</i>	<i>0.1 [in]</i>
<i>Pin spacing from [mm]</i>	<i>2.54 [mm]</i>
<i>Main product function</i>	<i>PCB terminal block</i>
<i>Product type</i>	<i>PCB terminal blocks</i>

Images & drawings







**Address**

WAGO Kontakttechnik GmbH & Co. KG

Hansastr. 27

32423 Minden

Telefon: 0571/887-0

Fax: 0571/887-169

<http://www.wago.com>

© WAGO Kontakttechnik GmbH & Co. KG

Technische Änderungen und Irrtümer vorbehalten.