



**Male header (for PCBs); Angled solder pin 1 x 1 mm; 3-pole; Pin spacing 3.5 mm / 0.138 in; 100% protected against mismatching; with closed end; Horizontal PCB mounting**

Item No.: 734-163



---

*Male header (for PCBs); Angled solder pin 1 x 1 mm; 3-pole; Pin spacing 3.5 mm / 0.138 in; 100% protected against mismatching; with closed end; Horizontal PCB mounting*

## Marking

RoHS ✓  
Compliant

## Business data

Supplier	WAGO
Item no.	734-163
GTIN / EAN	4044918872232
Content	1

## Notes

*Item description: 1 x 1mm pin cross section allows nominal current up to 10A 100% protected against mismatching  
Coding option available  
Safety information 1: The MULTI CONNECTION SYSTEM (MCS) is designed without breaking capacity for compliance with DIN EN 61984. When used as intended, MCS Connectors shall not be connected/disconnected when live or under load. The circuit design should ensure header pins, which can be touched, are not live when unmated.*

## Technical data

Miscellaneous

Printview: Male header (for PCBs); Angled solder pin 1 x 1 mm; 3-pole; Pin spacing 3.5 mm / 0.138 in; 100% protected against mismatching; with closed end; Horizontal PCB mounting - Item No.: 734-163

<b>Technical data</b>	
<i>Other versions (or variants) can be requested</i>	<i>Other pole numbers</i>
<i>Ratings per</i>	<i>IEC/EN 60664-1</i>
<i>Rated voltage (III / 3) [V]</i>	<i>160 [V]</i>
<i>Rated impulse voltage (III / 3) [kV]</i>	<i>2.5 [kV]</i>
<i>Rated voltage (III/2) [V]</i>	<i>160 [V]</i>
<i>Rated impulse voltage (III / 2) [kV]</i>	<i>2.5 [kV]</i>
<i>Rated voltage (II / 2) [V]</i>	<i>320 [V]</i>
<i>Rated impulse voltage (II / 2) [kV]</i>	<i>2.5 [kV]</i>
<i>Rated current [A]</i>	<i>10 [A]</i>
<i>Legend (ratings)</i>	<i>(III / 2) Overvoltage category III / Pollution degree 2</i>
<i>Approvals per</i>	<i>UL 1059</i>
<i>Rated voltage UL (Use Group B) [V]</i>	<i>300 [V]</i>
<i>Rated current UL (Use Group B) [A]</i>	<i>10 [A]</i>
<i>Rated voltage UL (Use Group D) [V]</i>	<i>300 [V]</i>
<i>Rated current UL (Use Group D) [A]</i>	<i>10 [A]</i>
<i>Rated voltage CSA (Use Group B) [V]</i>	<i>300 [V]</i>
<i>Rated current CSA (Use Group B) [A]</i>	<i>10 [A]</i>
<i>Rated voltage CSA (Use Group D) [V]</i>	<i>300 [V]</i>
<i>Rated current CSA (Use Group D) [A]</i>	<i>10 [A]</i>
<i>No. of poles</i>	<i>3</i>
<i>Number of levels</i>	<i>1</i>
<i>Pin spacing</i>	<i>3.5 mm (0.138 in)</i>
<i>Width</i>	<i>12.9 mm / 0.508 Inch</i>
<i>Height</i>	<i>12.3 mm / 0.484 Inch</i>
<i>Height from the surface</i>	<i>8.5 mm / 0.335 Inch</i>
<i>Depth</i>	<i>10.3 mm / 0.406 Inch</i>
<i>Solder pin length [mm]</i>	<i>3.8 [mm]</i>
<i>Solder pin dimensions</i>	<i>1 x 1 mm</i>
<i>Drilled hole diameter (tolerance) [mm]</i>	<i>1.4(+ 0.1) [mm]</i>
<i>Contact type (pluggable connector)</i>	<i>Male connector/plug</i>
<i>Connector connection type</i>	<i>for PCBs</i>
<i>Mismatching protection</i>	<i>ja</i>


Printview: Male header (for PCBs); Angled solder pin 1 x 1 mm; 3-pole; Pin spacing 3.5 mm / 0.138 in; 100% protected against mismatching; with closed end; Horizontal PCB mounting - Item No.: 734-163

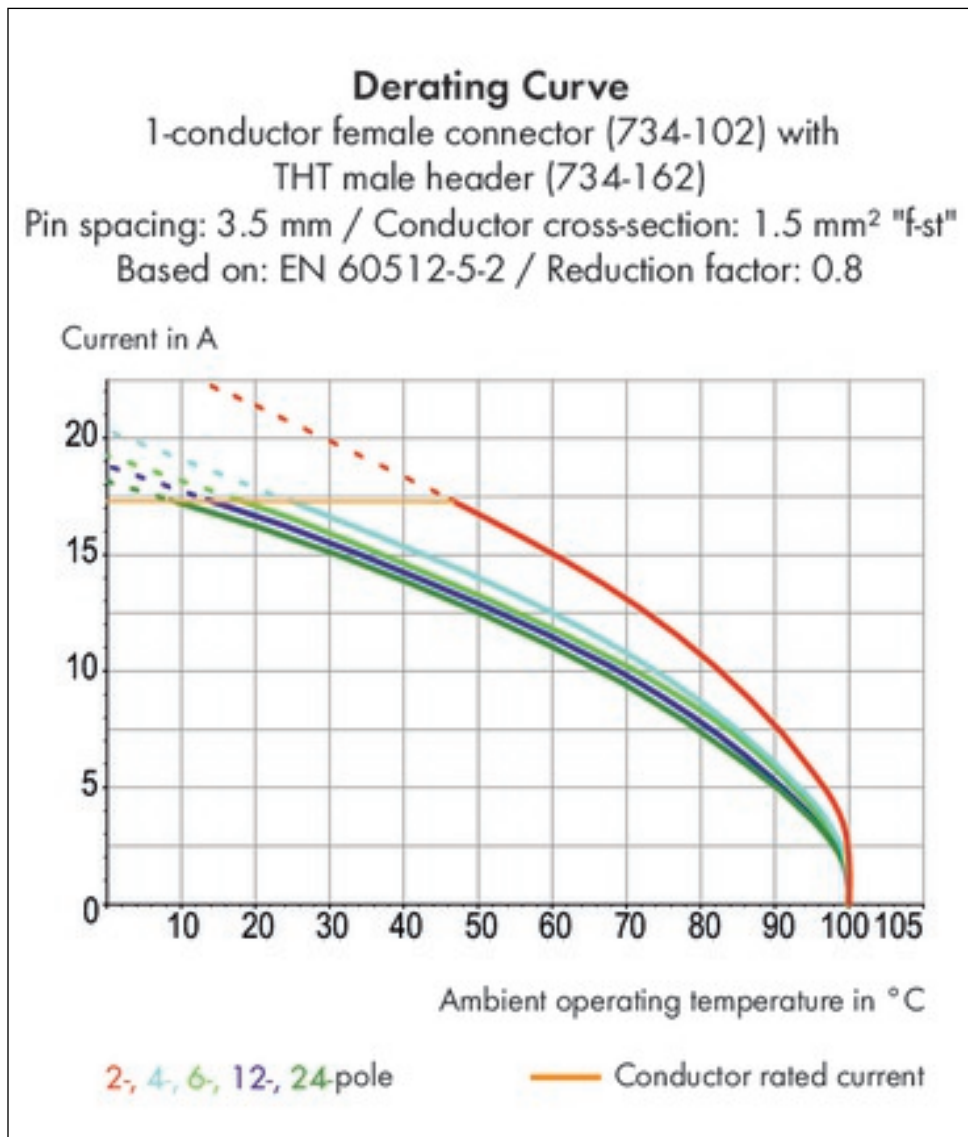
<b>Technical data</b>	
<i>PCB contact</i>	<i>THT</i>
<i>Solder pin arrangement</i>	<i>over the entire male connector, in line</i>
<i>Number of solder pins per potential</i>	<i>1</i>
<i>Color</i>	<i>light gray</i>
<i>Material group</i>	<i>I</i>
<i>Insulating material</i>	<i>Polyamide 66 (PA 66)</i>
<i>Flammability class per UL94</i>	<i>V0</i>
<i>Contact material</i>	<i>Electrolytic copper (Ecu)</i>
<i>Contact plating</i>	<i>tin-plated</i>
<i>Fire load [MJ]</i>	<i>0.014 [MJ]</i>
<i>Weight [g]</i>	<i>0.876 [g]</i>
<i>Limit temperature range</i>	<i>-60 ... 100 °C</i>
<i>Pin spacing from [in]</i>	<i>0.138 [in]</i>
<i>Pin spacing from [mm]</i>	<i>3.5 [mm]</i>
<i>Contact type</i>	<i>Male connector/plug; for PCBs</i>
<i>Product Family</i>	<i>MCS MINI</i>
<i>Main product function</i>	<i>Male connector/plug</i>
<i>Product type</i>	<i>Pluggable PCB connectors</i>

Printview: Male header (for PCBs); Angled solder pin 1 x 1 mm; 3-pole; Pin spacing 3.5 mm / 0.138 in; 100% protected against mismatching; with closed end; Horizontal PCB mounting - Item No.: 734-163


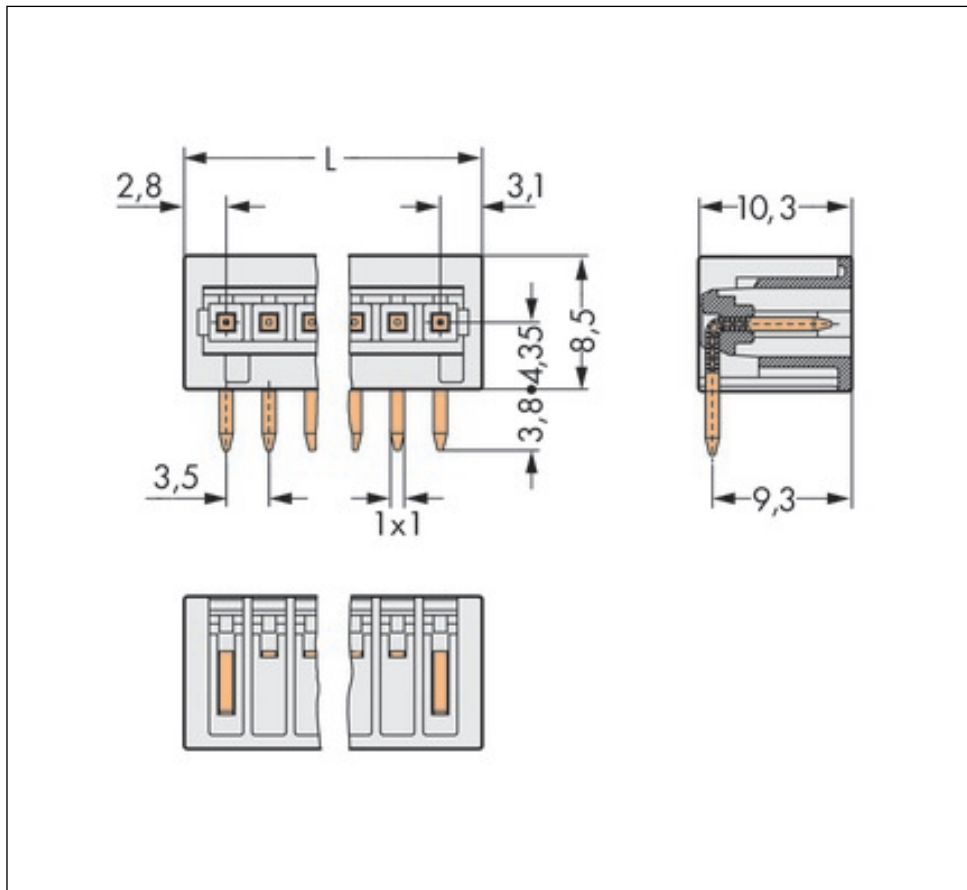
---

## Images & drawings





Printview: Male header (for PCBs); Angled solder pin 1 x 1 mm; 3-pole; Pin spacing 3.5 mm / 0.138 in;  
100% protected against mismatching; with closed end; Horizontal PCB mounting - Item No.: 734-163



Printview: Male header (for PCBs); Angled solder pin 1 x 1 mm; 3-pole; Pin spacing 3.5 mm / 0.138 in;  
100% protected against mismatching; with closed end; Horizontal PCB mounting - Item No.: 734-163

---

## Address

WAGO Kontakttechnik GmbH & Co. KG

Hansastr. 27

32423 Minden

Telefon: 0571/887-0

Fax: 0571/887-169

<http://www.wago.com>

© WAGO Kontakttechnik GmbH & Co. KG

Technische Änderungen und Irrtümer vorbehalten.