



Stackable PCB terminal block; 16 mm²; Pin spacing 15 mm; 1-pole; suitable for Ex-i applications; CAGE CLAMP®; commoning option

Item No.: 745-874/006-000



Stackable PCB terminal block; 16 mm²; Pin spacing 15 mm; 1-pole; suitable for Ex-i applications; CAGE CLAMP®; commoning option

Marking

RoHS ✓
Compliant

Business data

Supplier	WAGO
Item no.	745-874/006-000
GTIN / EAN	4044918303194
Content	1

Notes

Item description: Modular terminal blocks with screwdriver-actuated CAGE CLAMP® for custom terminal strip assemblies Also available with Ex e approval UL approval up to 600V for 20mm pin spacing Comb-style jumper bars for commoning and distributing potentials Four solder pins for high mechanical stability Integrated testing tap Marker slot for miniature WSB and WMB markers

Technical data


Miscellaneous


Other versions (or variants) can be requested	Versions for Ex e II and Ex i
---	-------------------------------

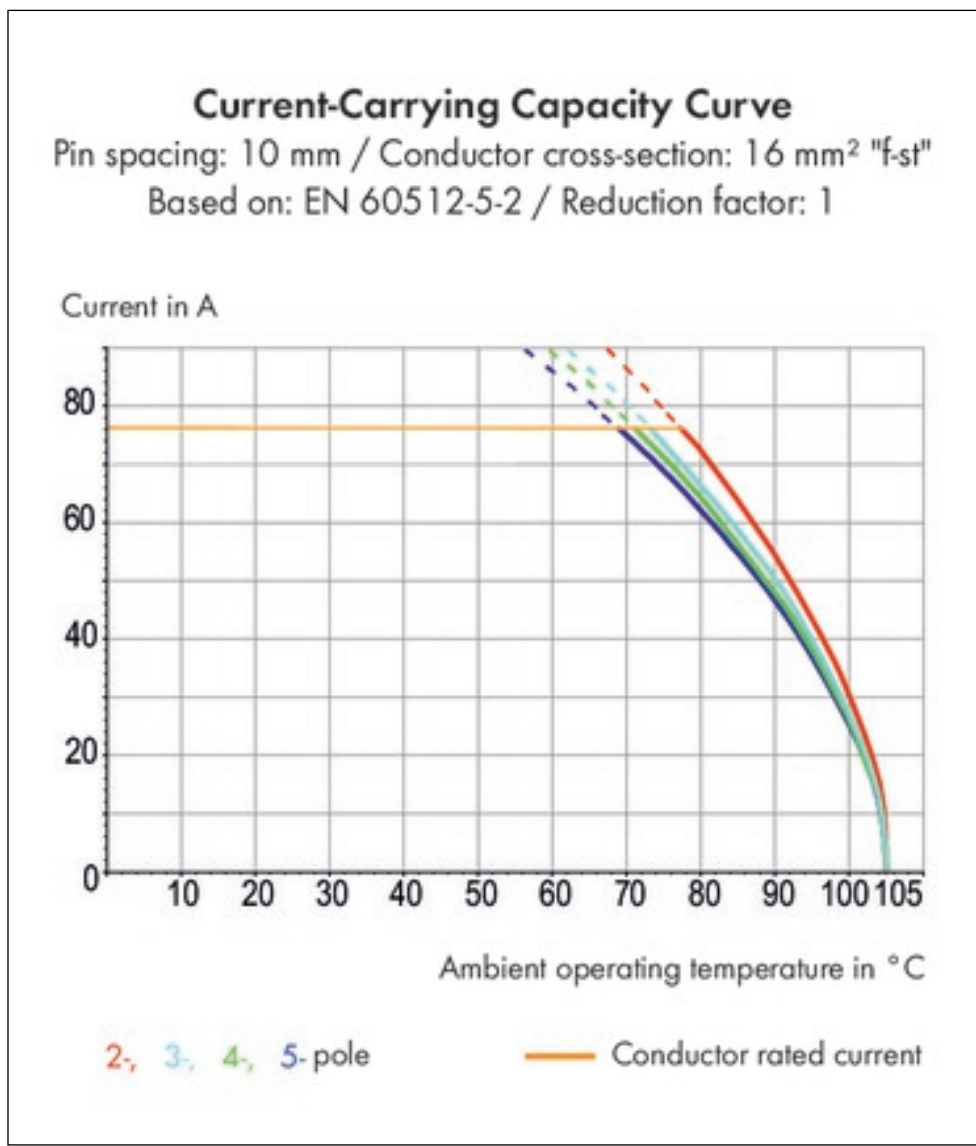
Technical data	
<i>Ratings per</i>	<i>IEC/EN 60664-1</i>
<i>Rated voltage (III / 3) [V]</i>	<i>630 [V]</i>
<i>Rated impulse voltage (III / 3) [kV]</i>	<i>8 [kV]</i>
<i>Rated voltage (III/2) [V]</i>	<i>1000 [V]</i>
<i>Rated impulse voltage (III / 2) [kV]</i>	<i>8 [kV]</i>
<i>Rated voltage (II / 2) [V]</i>	<i>1000 [V]</i>
<i>Rated impulse voltage (II / 2) [kV]</i>	<i>8 [kV]</i>
<i>Rated current [A]</i>	<i>76 [A]</i>
<i>Legend (ratings)</i>	<i>(III / 2) Overvoltage category III / Pollution degree 2</i>
<i>Approvals per</i>	<i>UL 1059</i>
<i>Rated voltage UL (Use Group B) [V]</i>	<i>300 [V]</i>
<i>Rated current UL (Use Group B) [A]</i>	<i>65 [A]</i>
<i>Rated voltage UL (Use Group C) [V]</i>	<i>300 [V]</i>
<i>Rated current UL (Use Group C) [A]</i>	<i>65 [A]</i>
<i>Rated voltage UL (Use Group D) [V]</i>	<i>600 [V]</i>
<i>Rated current UL (Use Group D) [A]</i>	<i>5 [A]</i>
<i>Rated voltage CSA (Use Group B) [V]</i>	<i>300 [V]</i>
<i>Rated current CSA (Use Group B) [A]</i>	<i>65 [A]</i>
<i>Rated voltage CSA (Use Group C) [V]</i>	<i>300 [V]</i>
<i>Rated current CSA (Use Group C) [A]</i>	<i>65 [A]</i>
<i>Rated voltage CSA (Use Group D) [V]</i>	<i>600 [V]</i>
<i>Rated current CSA (Use Group D) [A]</i>	<i>5 [A]</i>
<i>No. of poles</i>	<i>1</i>
<i>Total number of connection points</i>	<i>1</i>
<i>Total number of potentials</i>	<i>1</i>
<i>Number of connection types</i>	<i>1</i>
<i>Number of levels</i>	<i>1</i>
<i>Connection technology</i>	<i>CAGE CLAMP®</i>
<i>Actuation type</i>	<i>Operating tool</i>
<i>Solid conductor</i>	<i>0.2 ... 16 mm² / 24 ... 6 AWG</i>
<i>Fine-stranded conductor</i>	<i>0.2 ... 16 mm² / 24 ... 6 AWG</i>
<i>Fine-stranded conductor with ferrule with plastic collar</i>	<i>0.25 ... 10 mm²</i>
<i>Fine-stranded conductor with ferrule without plastic collar</i>	<i>0.25 ... 10 mm²</i>


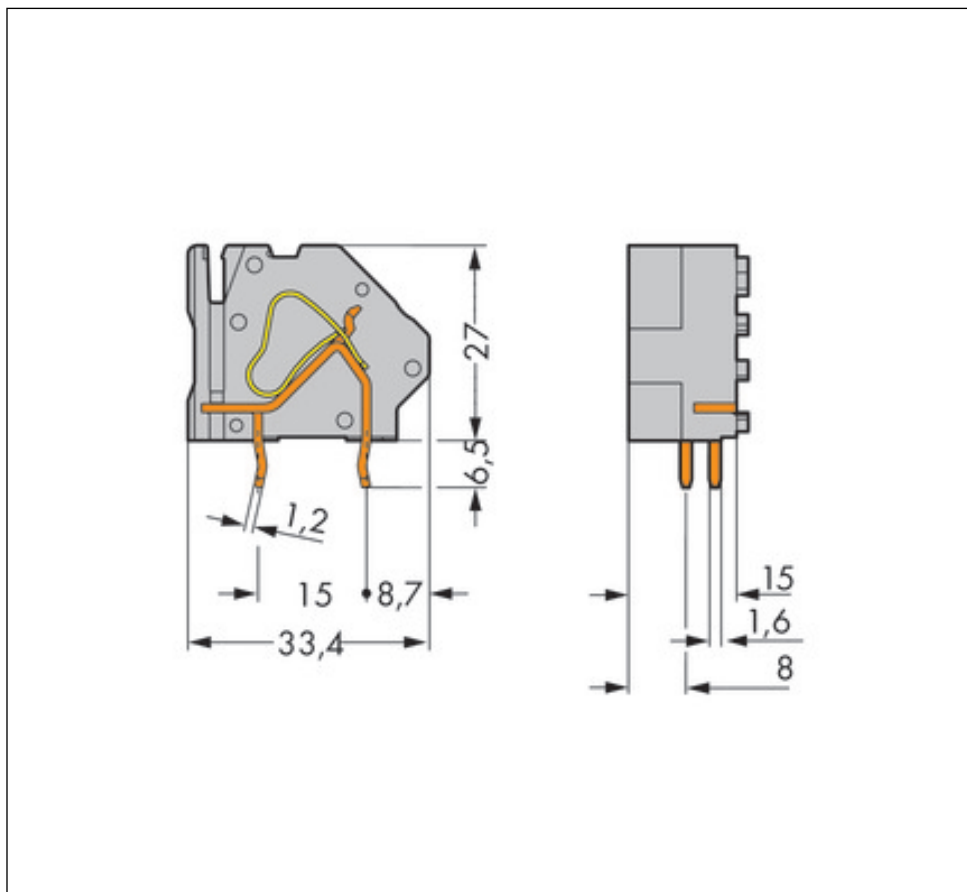
Technical data	
<i>Strip length</i>	12 ... 13 mm / 0.47 ... 0.51 Inch
<i>Conductor entry angle to the PCB [°]</i>	45 [°]
<i>Pin spacing</i>	15 mm (0.591 in)
<i>Width</i>	16.5 mm / 0.65 Inch
<i>Height</i>	33.5 mm / 1.319 Inch
<i>Height from the surface</i>	27 mm / 1.063 Inch
<i>Depth</i>	33.4 mm / 1.315 Inch
<i>Solder pin length [mm]</i>	6.5 [mm]
<i>Solder pin dimensions</i>	1.2 x 1.6 mm
<i>Drilled hole diameter (tolerance) [mm]</i>	2.2(+ 0.1) [mm]
<i>PCB contact</i>	THT
<i>Solder pin arrangement</i>	over the entire terminal strip, in line
<i>Number of solder pins per potential</i>	4
<i>Color</i>	blue
<i>Material group</i>	I
<i>Insulating material</i>	Polyamide 66 (PA 66)
<i>Flammability class per UL94</i>	V0
<i>Clamping spring material</i>	Chrome nickel spring steel (CrNi)
<i>Contact material</i>	Electrolytic copper (Ecu)
<i>Contact plating</i>	tin-plated
<i>Fire load [MJ]</i>	0.181 [MJ]
<i>Weight [g]</i>	10.786 [g]
<i>Limit temperature range</i>	-60 ... 105 °C
<i>Pin spacing from [in]</i>	0.591 [in]
<i>Pin spacing from [mm]</i>	15 [mm]
<i>Main product function</i>	PCB terminal block
<i>Ancillary product function</i>	Jumper slot
<i>Product type</i>	PCB terminal blocks

Images & drawings









Address

WAGO Kontakttechnik GmbH & Co. KG

Hansastr. 27

32423 Minden

Telefon: 0571/887-0

Fax: 0571/887-169

<http://www.wago.com>

© WAGO Kontakttechnik GmbH & Co. KG

Technische Änderungen und Irrtümer vorbehalten.