



Socket; with strain relief housing; 3-pole; for cable diameter 4.5 - 10 mm

Item No.: 890-103



Socket; with strain relief housing; 3-pole; for cable diameter 4.5 - 10 mm

Marking

RoHS ✓
Compliant

Business data

Supplier	WAGO
Item no.	890-103
GTIN / EAN	4045454232856
Content	1

Notes

Note: All connectors for mounted installations (snap-in versions for lighting fixtures or devices, all types of PCB and distribution connectors) are factory-equipped with locking levers to ensure plugs and sockets are securely locked. Additional locking levers are only required for flying leads (plug/socket). IP20, with strain relief housing (These compact connectors are not designed for use in open, easily accessible areas) All WINSTA® components are 100% protected against mismatching in terms of: a.) plugging different number of poles b.) plugging when turned by 180° c.) plugging when laterally staggered d.) plugging one pole
 Note on Continuous Service Temperature: -35°C ... +85°C
 PVC cable for temperatures 70 °C (including halogen-free) Insulating parts for temperatures 105 °C

Technical data

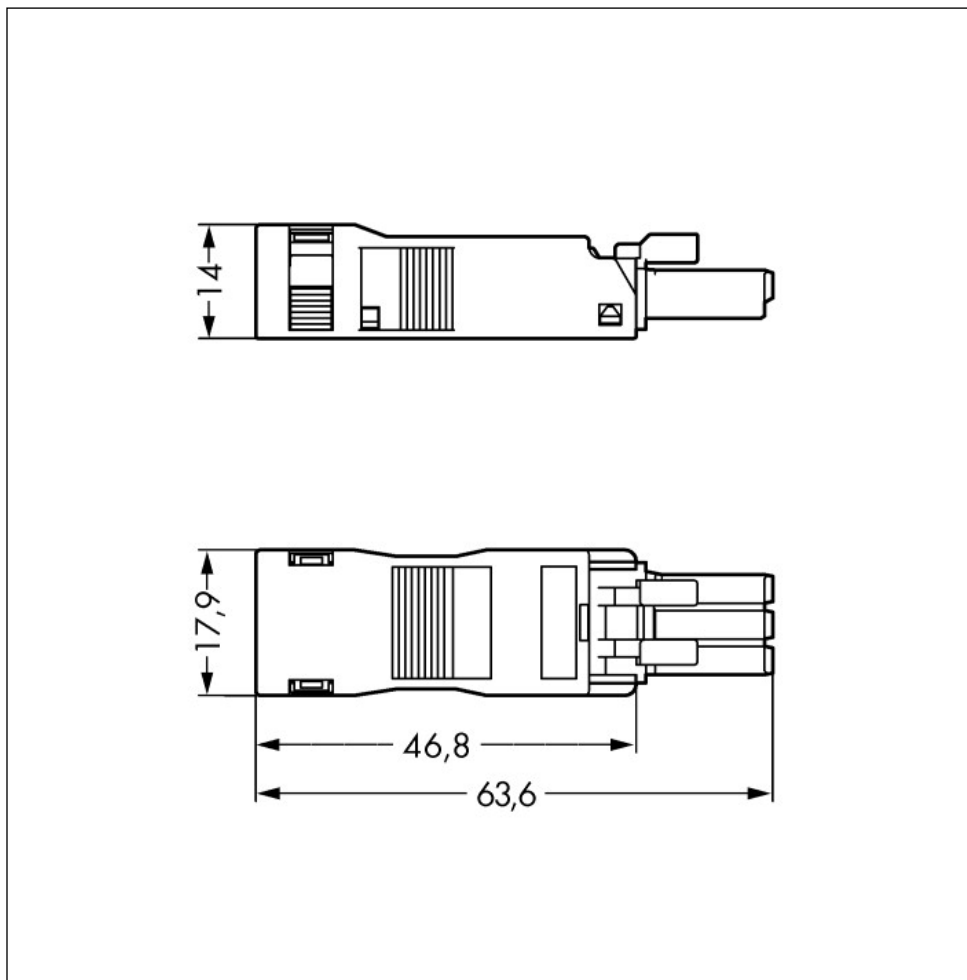

Miscellaneous


--	--

Technical data	
<i>Ratings per</i>	<i>IEC/EN 60664-1</i>
<i>Rated voltage (III / 3) [V]</i>	<i>250 [V]</i>
<i>Rated impulse voltage (III / 3) [kV]</i>	<i>4 [kV]</i>
<i>Rated current [A]</i>	<i>16 [A]</i>
<i>Legend (ratings)</i>	<i>(III / 3) Overvoltage category III / Pollution degree 3</i>
<i>No. of poles</i>	<i>3</i>
<i>Total number of connection points</i>	<i>3</i>
<i>Total number of potentials</i>	<i>3</i>
<i>Connection technology</i>	<i>Push-in CAGE CLAMP®</i>
<i>Actuation type</i>	<i>Operating tool</i>
<i>Nominal cross section</i>	<i>1.5 mm²</i>
<i>Solid conductor</i>	<i>0.25 ... 1.5 mm² / 22 ... 16 AWG</i>
<i>Solid conductor, push-in termination</i>	<i>0.75 ... 1.5 mm² / 20 ... 16 AWG</i>
<i>Stranded conductor</i>	<i>0.25 ... 1 mm² / 22 ... 18 AWG</i>
<i>Fine-stranded conductor</i>	<i>0.25 ... 1.5 mm² / 22 ... 16 AWG</i>
<i>Fine-stranded conductor with ferrule with plastic collar</i>	<i>0.25 ... 0.75 mm² / 22 ... 20 AWG</i>
<i>Fine-stranded conductor with ferrule without plastic collar</i>	<i>0.25 ... 0.75 mm² / 22 ... 20 AWG</i>
<i>Fine-stranded conductor with ferrule, push-in termination, f</i>	<i>0.75 mm² / 20 AWG</i>
<i>Strip length</i>	<i>9 mm / 0.35 Inch</i>
<i>Connectable sheathed cable diameter</i>	<i>4.5 ... 10 mm</i>
<i>Pin spacing</i>	<i>4.4 mm (0.173 in)</i>
<i>Width</i>	<i>17.9 mm / 0.705 Inch</i>
<i>Height</i>	<i>14 mm / 0.551 Inch</i>
<i>Depth</i>	<i>63.6 mm / 2.504 Inch</i>
<i>Coding</i>	<i>A</i>
<i>Mating force of a plug-in connection</i>	<i>approx. 20 ... 70 N (depending on pole number)</i>
<i>Retention force of a plug-in connection</i>	<i>when locked: > 80N</i>
<i>Unmating force of a plug-in connection</i>	<i>when unlocked: approx. 20 ... 70 N (depending on pole number)</i>
<i>Marking</i>	<i>L &#9178; N</i>
<i>Degree of protection</i>	<i>IP20</i>
<i>Potential marking</i>	<i>L &#9178; N</i>
<i>Contact type (pluggable connector)</i>	<i>Female connector/socket</i>
<i>Connector connection type</i>	<i>for conductors</i>

Technical data	
<i>Mismating protection</i>	<i>ja</i>
<i>Locking of plug-in connection</i>	<i>locking lever</i>
<i>Locking lever</i>	<i>no</i>
<i>Strain relief</i>	<i>Zugentlastungsgehäuse</i>
<i>Color</i>	<i>black</i>
<i>Insulating material</i>	<i>Polyamide 66 (PA 66)</i>
<i>Flammability class per UL94</i>	<i>V0</i>
<i>Clamping spring material</i>	<i>Chrome nickel spring steel (CrNi)</i>
<i>Contact material</i>	<i>Copper or copper alloy, surface-treated</i>
<i>Fire load [MJ]</i>	<i>0.175 [MJ]</i>
<i>Weight [g]</i>	<i>9.602 [g]</i>
<i>Ambient temperature (operation)</i>	<i>-35 ... 85 °C</i>
<i>Processing temperature</i>	<i>-5°C ... +40°C</i>
<i>Pin spacing from [in]</i>	<i>0.173 [in]</i>
<i>Pin spacing from [mm]</i>	<i>4.4 [mm]</i>
<i>Contact type</i>	<i>Female connector/socket; for conductors</i>
<i>Product Family</i>	<i>WINSTA MINI</i>
<i>Main product function</i>	<i>Female connector/socket</i>
<i>Product type</i>	<i>Pluggable installation connector</i>

Images & drawings





Address

WAGO Kontakttechnik GmbH & Co. KG

Hansastr. 27

32423 Minden

Telefon: 0571/887-0

Fax: 0571/887-169

<http://www.wago.com>

© WAGO Kontakttechnik GmbH & Co. KG

Technische Änderungen und Irrtümer vorbehalten.