No. OF CCTS	DIM. A	DIM. B
28	68.58±0.25	71.58±0.25
27	66.04±0.25	69.04±0.25
26	63.50±0.25	66.50±0.25
25	60.96±0.25	63.96±0.25
24	58.42±0.25	61.42±0.25
23	55.88±0.25	58.88±0.25
22	53.34±0.25	56.34±0.25
21	50.80±0.25	53.80±0.25
20	48.26±0.25	51.26±0.25
19	45.72±0.20	48.72±0.20
18	43.18±0.18	46.18±0.18
17	40.64±0.15	43.64±0.15
16	38.10±0.15	41.10±0.15
15	35.56±0.13	38.56±0.13
14	33.02±0.13	36.42±0.13
13	30.48±0.13	33.48±0.13
12	27.94±0.13	30.94±0.13
11	25.40±0.10	28.40±0.10
10	22.86±0.10	25.86±0.10
9	20.32±0.08	23.32±0.08
8	17.78±0.08	20.78±0.08
7	15.24±0.08	18.24±0.08
6	12.70±0.05	15.70±0.05
5	10.16±0.05	13.16±0.05
4	7.62±0.05	10.62±0.05
3	5.08±0.05	8.07±0.05
2	2.54±0.05	5.53±0.05

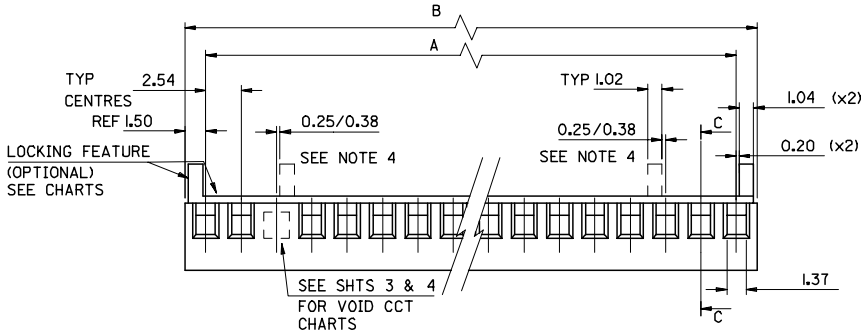

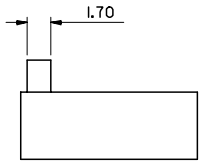

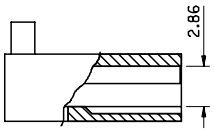

C-C
PARTIAL SECTION

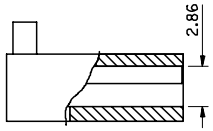

OPTIONAL STYLE VOID (SEE SHT. 4 FOR P/N'S)

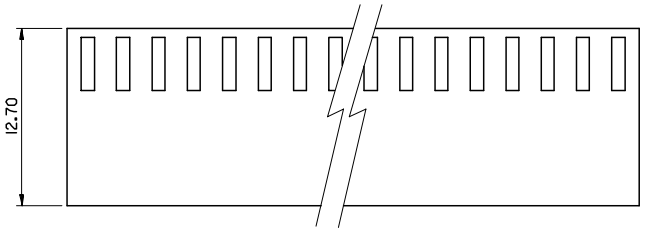

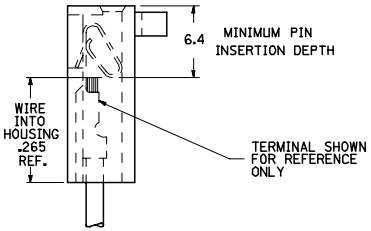

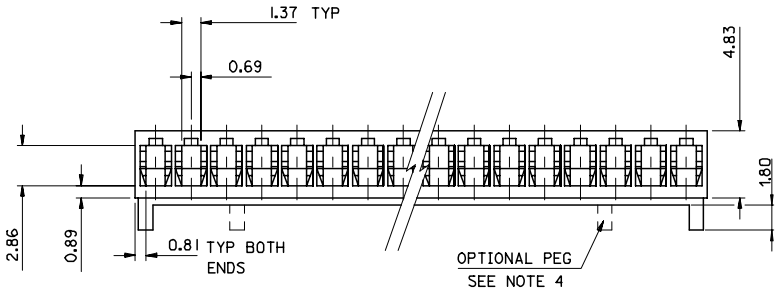

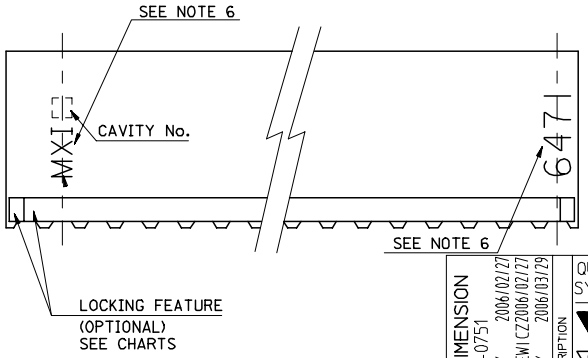

NOTES:
1. MATERIAL: POLYAMIDE (PA66/6), UL94 V-0
   COLOR: NATURAL PER THE FOLLOWING 89992-0086
2. FOR USE WITH ANTI-FISH HOOKING TERMINAL No. 4809-*.
3. SEE SHT. 3 FOR PARTS WITH VOIDS.
4. OPTIONAL CENTRE PEGS TO BE USED ON 7cct & LARGER SIZES ONLY. SEE SHT. 3 FOR CHARTED ENG. No.'S.
5. PART No. PRECEDED BY CODE LETTER DESIGNATES MFG. LOC'N. I=IRELAND

E-6471-N*-**
- No. OF CCTS
- BLANK = STD. VOID; B = OPT. STYLE VOID
- VOID CCT LOC'N.
- HOUSING STYLE: BLANK NO LOCKING RAMP; I = LOCKING RAMP & POL. RIB; S = OPT. PEG; R = LOCKING RAMP ONLY

6. 'MX*' MARK AND PART I.D. '6471' APPEAR EITHER ON FRONT OR BACK SIDE. SEE END VIEW FOR SIDE SIDE ORIENTATION.

CORRECT DIMENSION
EC NO: E2006-0751
DRWN: JDENNEHY 2006/02/27
CHKD: DWASZKIEWICZ 2006/02/27
APPR: JDENNEHY 2006/03/29
REV C
DESCRIPTION

QUALITY SYMBOLS
▼=0
◁=0

GENERAL TOLERANCES (UNLESS SPECIFIED)

	mm	INCH
4 PLACES	±---	±---
3 PLACES	±---	±---
2 PLACES	±0.15	±---
1 PLACE	±0.25	±---
ANGULAR ±---°		

DRAFT WHERE APPLICABLE MUST REMAIN WITHIN DIMENSIONS

DIMENSION STYLE: MM ONLY
SCALE: 4:1
DESIGN UNITS: METRIC
THIRD ANGLE PROJECTION

DRAWN BY: SF — DATE: 2000/07/14
CHECKED BY: DWASZKIEWICZ — DATE: 2006/02/27
APPROVED BY: JDENNEHY — DATE: 2006/02/27

TITLE: 2.54 MM KK CRP TRM HSG IL

MOLEX INCORPORATED

MATERIAL NO.: SEE CHART
DOCUMENT NO.: SD-6471-N*-**
SHEET NO.: 1 OF 5
SIZE: A2

THIS DRAWING CONTAINS INFORMATION THAT IS PROPRIETARY TO MOLEX INCORPORATED AND SHOULD NOT BE USED WITHOUT WRITTEN PERMISSION

PART NO. SEE CHART
DWG. NO. SD-6471-N-••

PART No.	ENG No.	No. OF CIRCUITS	RAMP & POL. RIBS	DIM. A	DIM. B
22-01-2025	E-6471-021	2	YES	SEE SHEET 1 FOR DIMENSION	SEE SHEET 1 FOR DIMENSION
-2035	-031	3			
-2045	-041	4			
-2055	-051	5			
-2065	-061	6			
-2075	-071	7			
-2085	-081	8			
-2095	-091	9			
-2105	-101	10			
-2115	-111	11			
-2125	-121	12			
-2135	-131	13			
-2145	-141	14			
-2155	-151	15			
-2165	-161	16			
-2175	-171	17			
-2185	-181	18			
-2195	-191	19			
-2205	-201	20			
-2215	-211	21			
-2225	-221	22			
-2235	-231	23			
22-01-2245	-241	24			
NOT TOOLED	-251	25			
22-01-2265	-261	26			
NOT TOOLED	-271	27			
22-01-2285	E-6471-281	28	YES		

PART No.	ENG No.	No. OF CIRCUITS	LOCKING FEATURE	DIM. A	DIM. B
22-01-2026	E-6471-2	2	NO	SEE SHEET 1 FOR DIMENSION	SEE SHEET 1 FOR DIMENSION
-2036	-3	3			
-2046	-4	4			
-2056	-5	5			
-2066	-6	6			
-2076	-7	7			
-2086	-8	8			
-2096	-9	9			
-2106	-10	10			
-2116	-11	11			
-2126	-12	12			
-2136	-13	13			
-2146	-14	14			
-2156	-15	15			
-2166	-16	16			
-2176	-17	17			
-2186	-18	18			
-2196	-19	19			
-2206	-20	20			
-2216	-21	21			
22-01-2226	-22	22			
NOT TOOLED	-23	23			
22-01-2246	-24	24			
NOT TOOLED	-25	25			
22-01-2266	-26	26			
22-01-2276	-27	27			
22-01-2286	E-6471-28	28	NO		

LTR	REVISIONS
A	SEE SHEET 1.

DIMENSIONS SHOWN (METRIC) INCH

UNLESS OTHERWISE SPECIFIED TOLERANCES: ANGULAR ± ½°

	INCH	(METRIC)
3 PLACE	± .	
2 PLACE	± .	±
1 PLACE		±

DRAFT WHERE APPLICABLE MUST REMAIN WITHIN DIMENSIONS

DESIGN DIMENSION (PRIMARY) ☐ (MM) ☐ IN.

EQUIVALENT DIMENSION (SECONDARY) ☐ (MM) ☐ IN.

DRWG BY: SF

CHK'D BY:

APP'D BY:

SCALE: -

REVISE ONLY ON CAD SYSTEM | SH. | REV.

CADCAM FILENAME: SD-6471-N - .S02

THIS DRAWING CONTAINS INFORMATION THAT IS PROPRIETARY TO MOLEX INC. & SHOULD NOT BE USED WITHOUT WRITTEN PERMISSION

TITLE: 2.54 mm KK Crp Trm Hsg il

molex MOLEX EUROPE

SHEET NO. 20F

DATE 15/07/00

PART NO. SEE CHART

DWG NO. SD-6471-N•-••

SIZE B

7132-1283

PART NO. SEE CHART
DWG. NO. SD-6471-N-••

PART No.	ENG No.	No. OF CIRCUITS	RAMP & POL. RIBS	VOID CCT LOCATION	DIM. A	DIM. B
22-01-4022	E-6471-021-02	2	YES	2	SEE SHEET 1 FOR DIMENSION	SEE SHEET 1 FOR DIMENSION
-4032	-031-02	3				
-4042	-041-02	4				
-4052	-051-02	5				
-4062	-061-02	6				
-4072	-071-02	7				
-4082	-081-02	8				
-4092	-091-02	9				
-4102	-101-02	10				
-4112	-111-02	11				
-4122	-121-02	12				
-4132	-131-02	13				
-4142	-141-02	14				
-4152	-151-02	15				
-4162	-161-02	16				
-4172	-171-02	17				
-4182	-181-02	18				
-4192	-191-02	19				
-4202	-201-02	20				
-4212	-211-02	21				
-4222	-221-02	22				
-4232	-231-02	23				
-4242	-241-02	24				
-4252	-251-02	25				
-4262	-261-02	26				
-4272	-271-02	27				
22-01-4282	E-6471-281-02	28	YES	2		

PART No.	ENG No.	No. OF CIRCUITS	LOCKING FEATURE	VOID CCT LOCATION	DIM. A	DIM. B
22-01-4021	E-6471-02-02	2	NO	2	SEE SHEET 1 FOR DIMENSION	SEE SHEET 1 FOR DIMENSION
-4031	-03-02	3				
-4041	-04-02	4				
-4051	-05-02	5				
-4061	-06-02	6				
-4071	-07-02	7				
-4081	-08-02	8				
-4091	-09-02	9				
-4101	-10-02	10				
-4111	-11-02	11				
-4121	-12-02	12				
-4131	-13-02	13				
-4141	-14-02	14				
-4151	-15-02	15				
-4161	-16-02	16				
-4171	-17-02	17				
-4181	-18-02	18				
-4191	-19-02	19				
-4201	-20-02	20				
-4211	-21-02	21				
-4221	-22-02	22				
-4231	-23-02	23				
-4241	-24-02	24				
-4251	-25-02	25				
-4261	-26-02	26				
-4271	-27-02	27				
22-01-4281	E-6471-28-02	28	NO	2		

SEE SHEET 1.

LTR	REVISIONS
A	

DIMENSIONS SHOWN (METRIC) INCH

UNLESS OTHERWISE SPECIFIED TOLERANCES: ANGULAR ± ½°

	INCH	(METRIC)
3 PLACE	± .	
2 PLACE	± .	±
1 PLACE		±

DRAFT WHERE APPLICABLE MUST REMAIN WITHIN DIMENSIONS

DESIGN DIMENSION (PRIMARY) ☐ (MM) ☐ IN.

EQUIVALENT DIMENSION (SECONDARY) ☐ (MM) ☐ IN.

DRWG BY: SF

CHK'D BY:

APP'D BY:

SCALE: -

REVISE ONLY ON CAD SYSTEM | SH. | REV.

CADCAM FILENAME: SD-6471-N - .S03

THIS DRAWING CONTAINS INFORMATION THAT IS PROPRIETARY TO MOLEX INC. & SHOULD NOT BE USED WITHOUT WRITTEN PERMISSION

TITLE: 2.54 mm KK Crp Trm Hsg il

molex MOLEX EUROPE

SHEET NO.: 30F

DATE: 13/07/00

PART NO.: SEE CHART

DWG NO.: SD-6471-N-••

SIZE: B

7132-1283

PART NO. SEE CHART
DWG. NO. SD-6471-N-••

HOUSING WITH OPTIONAL PEGS

PART No.	ENG No.	No. OF CIRCUITS	RAMP & POL. RIBS	DIM. A	DIM. B
NOT TOOLED	E-6471-7S	7	YES	SEE SHEET 1 FOR DIMENSION	SEE SHEET 1 FOR DIMENSION
	-8S	8			
	-9S	9			
	-10S	10			
	-11S	11			
	-12S	12			
	-13S	13			
	-14S	14			
	-15S	15			
	-16S	16			
	-17S	17			
	-18S	18			
	-19S	19			
	-20S	20			
	-21S	21			
	-22S	22			
	-23S	23			
	-24S	24			
	-25S	25			
	-26S	26			
	-27S	27			
NOT TOOLED	E-6471-28S	28	YES		

PART No.	ENG No.	No. OF CIRCUITS	RAMP & POL. RIBS	VOID CCT LOCATION	DIM. A	DIM. B
22-01-4123	E-6471-12-11	12	NO	11	SEE SHEET 1 FOR DIMENSION	SEE SHEET 1 FOR DIMENSION
22-01-4124	-121-11	12	YES	11		
NOT TOOLED	-24-01	24	NO	1		
NOT TOOLED	-241-01	24	YES	1		
22-01-6132	-13-51	13	NO	2 & 5		
NOT TOOLED	-131-51	13	YES	2 & 5		
22-01-6134	-13-52	13	NO	9 & 12		
22-01-6135	-131-52	13	YES	9 & 12		
NOT TOOLED	-7-3	7	NO	3		
97-00-0739	-71-3	7	YES	3		
97-00-0061	-15-51	15	NO	2 & 8		
NOT TOOLED	-151-51	15	YES	2 & 8		
97-00-0189	-5-4	5	NO	4		
97-00-0620	-51-4	5	YES	4		
97-00-0619	-51-3	5	YES	3		
97-00-0740	E-6471-61-3	6	YES	3		

LTR	REVISIONS
A	SEE SHEET 1.

DIMENSIONS SHOWN (METRIC) INCH
UNLESS OTHERWISE SPECIFIED TOLERANCES: ANGULAR ± ½°

	INCH	(METRIC)
3 PLACE	± .	
2 PLACE	± .	±
1 PLACE		±

DRAFT WHERE APPLICABLE MUST REMAIN WITHIN DIMENSIONS

DESIGN DIMENSION (PRIMARY) ☐ (MM) ☐ IN.
EQUIVALENT DIMENSION (SECONDARY) ☐ (MM) ☐ IN.

DRWG BY: SF
CHK'D BY:
APP'D BY:
SCALE: -

REVISE ONLY ON CAD SYSTEM | SH. | REV.

CADCAM FILENAME: SD-6471-N - .S04

THIS DRAWING CONTAINS INFORMATION THAT IS PROPRIETARY TO MOLEX INC. & SHOULD NOT BE USED WITHOUT WRITTEN PERMISSION

TITLE: 2.54 mm KK Crp Trm Hsg il

molex MOLEX EUROPE | SHEET NO. 40F | DATE 17/07/00

PART NO. SEE CHART | DWG NO. SD-6471-N•-•• | SIZE B

7132-1283

PART NO. SEE CHART
DWG. NO. SD-6471-N-••

OPTIONAL STYLE VOID (SECTION E-E)

PART No.	ENG No.	No. OF CIRCUITS	VOID CCT LOCATION	RAMP & POL. RIBS	DIM. A	DIM. B
22-01-6021	E-6471-02-02B	2	2	NO	SEE SHT. 1 FOR DIM	SEE SHT. 1 FOR DIM
NOT TOOLED	-021-02B	2		YES		
22-01-6071	-07-02B	7		NO		
NOT TOOLED	-071-02B	7		YES		
22-01-6101	-10-02B	10		NO		
NOT TOOLED	-101-02B	10		YES		
22-01-6111	-11-02B	11		NO		
NOT TOOLED	E-6471-111-02B	11	2	YES		

PART No.	ENG No.	No. OF CIRCUITS	RAMP ONLY	DIM. A	DIM. B
97-00-1062	E-6471-2R	2	YES	SEE SHEET 1 FOR DIMENSION	SEE SHEET 1 FOR DIMENSION
-1063	-3R	3			
-1064	-4R	4			
-1065	-5R	5			
-1066	-6R	6			
-1067	-7R	7			
-1068	-8R	8			
-1069	-9R	9			
-1070	-10R	10			
-1071	-11R	11			
-1072	-12R	12			
-1073	-13R	13			
-1074	-14R	14			
-1075	-15R	15			
-1076	-16R	16			
97-00-1077	-17R	17			
NOT TOOLED	-18R	18			
	-19R	19			
	-20R	20			
	-21R	21			
	-22R	22			
	-23R	23			
	-24R	24			
	-25R	25			
	-26R	26			
	-27R	27			
NOT TOOLED	E-6471-28R	28	YES		

SEE SHEET 1.

REVISIONS

LTR

DIMENSIONS SHOWN (METRIC) INCH

UNLESS OTHERWISE SPECIFIED TOLERANCES: ANGULAR ± ½°

	INCH	(METRIC)
3 PLACE	± .	
2 PLACE	± .	±
1 PLACE		±

DRAFT WHERE APPLICABLE MUST REMAIN WITHIN DIMENSIONS

DESIGN DIMENSION (PRIMARY) ☐ (MM) ☐ IN.

EQUIVALENT DIMENSION (SECONDARY) ☐ (MM) ☐ IN.

DRWG BY SF

CHK'D BY

APP'D BY

SCALE -

REVISE ONLY ON CAD SYSTEM | SH. | REV.

CADCAM FILENAME SD-6471-N - .S05

THIS DRAWING CONTAINS INFORMATION THAT IS PROPRIETARY TO MOLEX INC. & SHOULD NOT BE USED WITHOUT WRITTEN PERMISSION

TITLE 2.54 mm KK Cpr Trm Hsg il

molex MOLEX EUROPE

SHEET NO. 50F

DATE 17/07/00

PART NO. SEE CHART

DWG NO. SD-6471-N••-••

SIZE B

7132-1283

DWG. NO. SDE-6471-N*-*

PART NO.	ENG. NO.	極数 NO. OF CKTS.	補強部 RAMP & POL.RIBS	A	B
22-01-2285	E-6471-281	28	○	図面 1 OF 2 参照 SEE SHEET 1 OF 2	図面 1 OF 2 参照 SEE SHEET 1 OF 2
設備無し NOT TOOLED	-271	27			
22-01-2265	-261	26			
設備無し NOT TOOLED	-251	25			
22-01-2245	-241	24			
-2235	-231	23			
-2225	-221	22			
-2215	-211	21			
-2205	-201	20			
-2195	-191	19			
-2185	-181	18			
-2175	-171	17			
-2165	-161	16			
-2155	-151	15			
-2145	-141	14			
-2135	-131	13			
-2125	-121	12			
-2115	-111	11			
-2105	-101	10			
-2095	-091	9			
-2085	-081	8			
-2075	-071	7			
-2065	-061	6			
-2055	-051	5			
-2045	-041	4			
-2035	-031	3			
22-01-2025	E-6471-021	2	○		

注記
NOTES

1. 適合ターミナル　4809−＊（22−30　GA）
   クリンプ部　被覆外径　Φ1．58mm以下
   FOR USE TERMINAL 4809-* (22-30 GA)
   CRIMP TYPE ,MAX. INSULATION　Φ1.58mm
2. ハウジングの端と端を合わせて積み重ねることができる。
   TWO(2) HOUSINGS MAY BE STACKED END TO END.
3. （　）内寸法は参考寸法
   (　) DIMENSION IS FOR REFERENCE.
4. 本製品は仕様書NO．10−07に基づく。
   THIS PART CONFORMS TO MOLEX PRODUCT SPEC. NO.10-07
5. トレードマーク：MOLEXプラス1文字の製造国を示すアルファベットにて構成。
   （例：I＝アイルランド）
   TRADE MARK FORMED BY MOLEX AND 1 MORE LETTER OF ALPHABET WHICH MEAN THE MANUFACUTURING COUNTRY. (e.g. I=IRELAND)
6. 19から28極は標準品ではありません。
   19-28 CIRCUITS ARE NON-STANDARD.
7. 一般公差：±0．4
   GENERAL TOLERANCES:±0.4

角度 ANGLE	±3°
30 以上 OVER	±0.3
10 以上 30 未満 OVER UNDER	±0.25
10 未満 UNDER	±0.2
一般公差 GENERAL TOLERANCES	

記号 LTR	変更内容 REVISION RECORD	DR.	CHK.	日付 DATE
V	新規作成 RELEASED (JC80224)	Y.K	Y.M	'97/09/18

材料 MATERIAL: ナイロン6/6，UL94V−0 NYLON6/6,UL94V-0
仕上げ FINISH: //
適用電線範囲 WIRE RANGE: //
被覆外径 INS. RANGE: //
DRAWN BY '97/09/18 Y.KANNO
CHK'D BY '97/09/19 Y.MIZUNO
APP'D BY '97/09/19 M.FUKUSHIMA
尺度 SCALE: //

MOLEX-JAPAN CO.,LTD. 日本モレックス株式会社

REVISE ONLY ON CAD SYSTEM

TITLE 名称: HOUSING ,KK (2.54)/.100 CRIMP TYPE ,ANTI FISH-HOOKING TERMINAL WITH LOCKING RAMP

DWG. NO. SHEET 2 OF 2: SDE-6471-N*-*　REV V

6471.S02

:MM　DIMENSIONS IN METRIC DO NOT SCALE DRAWING

THIS DRAWING CONTAINS INFORMATION THAT IS PROPRIETARY TO MOLEX(JAPAN) AND SHOULD NOT BE USED WITHOUT WRITTEN PERMISSION
本図面は日本モレックス（株）の所有する情報を含むもので 当社の許可なく複製を禁止する。

EN-01C(032)MXJ-32

PART NO. SEE CHART

DWG. NO. SDE-6472-N*D-A

NO OF CCTS	COLOUR BLACK	
	WITHOUT RAMP OR RIBS	
	TOOLING	PART NO.
2	NOT TOOLED	E-6471-2D-A
3	NOT TOOLED	E-6471-3D-A
4	NOT TOOLED	E-6471-4D-A
5	97-00-0183	E-6471-5D-A

SEE SHEET 1
EC NO. E80448
DRWN: MCASEY 98/05/14
CH'K: / /
APPR: / /
DESCRIPTION
REV C

QUALITY SYMBOLS
MAJOR =
CRITICAL C =

GENERAL TOLERANCES: (UNLESS SPECIFIED)

	mm	INCH
4 PLACES	±0.	±.
3 PLACES	±0.	±.
2 PLACES	±0.	±.
1 PLACE	±0.	±.
ANGULAR: ± 1/2°		

DRAFT WHERE APPLICABLE MUST REMAIN WITHIN DIMENSIONS

SCALE :
DESIGN UNITS ☐ mm ☐ INCH
THIRD ANGLE PROJECTION
DIMENSIONS: ☐ mm/INCH ☐ INCH/mm ☐ mm ONLY
SHT REV
REVISE ON CAD ONLY

DRAWN BY & DATE MCASEY 98/05/14
CHECKED BY & DATE OCOSTELL 98/05/14
APPROVED BY & DATE MWHILITE 98/05/14

TITLE: HOUSING K-K(2.54)/.100
ANTI FISK HOOKING
TERM OPT. LOCK&COL FEAT

molex MOLEX INCORPORATED

CAD FILENAME S6471X2.DGN
MATERIAL NO. SEE CHART
DRAWING NO. SDE-6471-N*D-A
SHEET NO. 2 OF

THIS DRAWING CONTAINS INFORMATION THAT IS PROPRIETARY TO MOLEX INCORPORATED AND SHOULD NOT BE USED WITHOUT WRITTEN PERMISSION.

SIZE B

7132-1283