

Domestic Mains

| Order code | Manufacturer code | Description |
|------------|-------------------|-------------------------------|
| 23-0815 | K2757WHI | MK 1 GANG SWITCHED 13A SOCKET |
| 23-0820 | K2747WHI | MK 2 GANG SWITCHED 13A SOCKET |

| | |
|--|--------------------------|
| Domestic Mains | Page 1 of 2 |
| The enclosed information is believed to be correct, Information may change 'without notice' due to product improvement. Users should ensure that the product is suitable for their use. E. & O. E. | Revision A 04/07/2003 |

Logic Mains socket outlets

Features

- Minimum 3mm contact gap
- Switch contacts with welded silver contacts on both surfaces for good continuity

Description

All sockets are easy to install.

The range of products suitable for any domestic, commercial, retail or leisure environments.

Any of these products can be quickly installed as replacements for existing sockets or in a new installation.

Box mounting depths

Logic 13A: 25mm (use 35mm where greater cabling space is required)

Technical specification

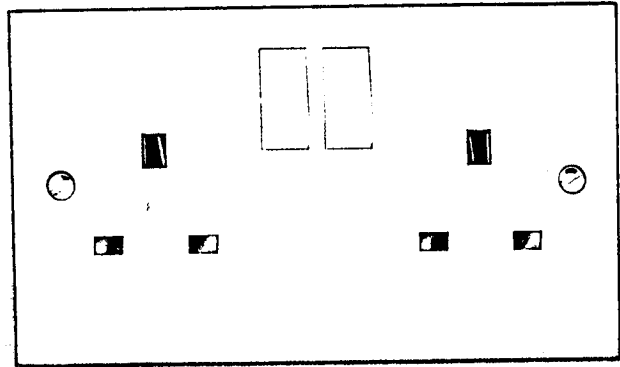
Electrical

| | |
|--------------------|------------------------|
| Voltage rating: | 250 V a.c. |
| Current rating: | |
| 13A sockets: | 13A per gang |
| Terminal capacity: | |
| 13A sockets: | 3 x 2.5mm ² |
| | 3 x 4.0mm ² |
| | 2 x 6.0mm ² |

Physical

Ambient operating temperature:
- 5°C to + 40°C (not to exceed an average of more than 25°C in any 24 hour period).

IP Rating: IP4X
Max.installation altitude: 2000 metres



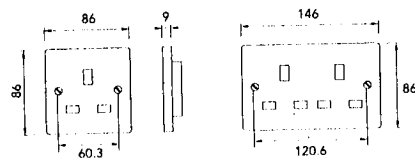
Standards and approvals

All 13 Amp Sockets comply with BS 1363: Part 2, 1995

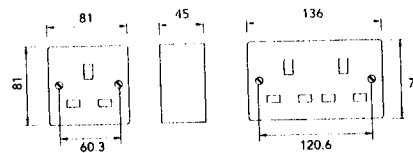
Installation

Socket outlets can be wall or bench mounted. Do not mount or use as a trailing socket or where they may be subjected to excessive moisture or dampness.

Dimensions



All flush 1 gang and 2 gang sockets.
Logic thick front plates are 12.5mm deep



All surface 1 gang and 2 gang sockets.